

Miscellaneous ESP Employees

After completing the attached documents, bring them to Human Resources along with the following:

1. Miscellaneous Application.
2. Hire sheet, if received from school or supervisor.
3. Valid identification(s) to complete the I-9 in Human Resources (see attached for ID options).
4. Banking information – bring a blank, voided check to Human Resources. If you do not have a check, obtain a printed direct deposit form with your name, account number & routing number from your financial institution. Your name must be on the account.

*Your fingerprints will be taken in Human Resources.

*A picture will be taken for your employee ID badge.

LISTS OF ACCEPTABLE DOCUMENTS

All documents containing an expiration date must be unexpired.

* Documents extended by the issuing authority are considered unexpired.

Employees may present one selection from List A or a combination of one selection from List B and one selection from List C.

Examples of many of these documents appear in the Handbook for Employers (M-274).

LIST A Documents that Establish Both Identity and Employment Authorization	OR	LIST B Documents that Establish Identity	AND	LIST C Documents that Establish Employment Authorization
<ol style="list-style-type: none"> 1. U.S. Passport or U.S. Passport Card 2. Permanent Resident Card or Alien Registration Receipt Card (Form I-551) 3. Foreign passport that contains a temporary I-551 stamp or temporary I-551 printed notation on a machine-readable immigrant visa 4. Employment Authorization Document that contains a photograph (Form I-766) 5. For an individual temporarily authorized to work for a specific employer because of his or her status or parole: <ol style="list-style-type: none"> a. Foreign passport; and b. Form I-94 or Form I-94A that has the following: <ol style="list-style-type: none"> (1) The same name as the passport; and (2) An endorsement of the individual's status or parole as long as that period of endorsement has not yet expired and the proposed employment is not in conflict with any restrictions or limitations identified on the form. 6. Passport from the Federated States of Micronesia (FSM) or the Republic of the Marshall Islands (RMI) with Form I-94 or Form I-94A indicating nonimmigrant admission under the Compact of Free Association Between the United States and the FSM or RMI 	OR	<ol style="list-style-type: none"> 1. Driver's license or ID card issued by a State or outlying possession of the United States provided it contains a photograph or information such as name, date of birth, gender, height, eye color, and address 2. ID card issued by federal, state or local government agencies or entities, provided it contains a photograph or information such as name, date of birth, gender, height, eye color, and address 3. School ID card with a photograph 4. Voter's registration card 5. U.S. Military card or draft record 6. Military dependent's ID card 7. U.S. Coast Guard Merchant Mariner Card 8. Native American tribal document 9. Driver's license issued by a Canadian government authority <li style="text-align: center;">For persons under age 18 who are unable to present a document listed above: 10. School record or report card 11. Clinic, doctor, or hospital record 12. Day-care or nursery school record 	AND	<ol style="list-style-type: none"> 1. A Social Security Account Number card, unless the card includes one of the following restrictions: <ol style="list-style-type: none"> (1) NOT VALID FOR EMPLOYMENT (2) VALID FOR WORK ONLY WITH INS AUTHORIZATION (3) VALID FOR WORK ONLY WITH DHS AUTHORIZATION 2. Certification of report of birth issued by the Department of State (Forms DS-1350, FS-545, FS-240) 3. Original or certified copy of birth certificate issued by a State, county, municipal authority, or territory of the United States bearing an official seal 4. Native American tribal document 5. U.S. Citizen ID Card (Form I-197) 6. Identification Card for Use of Resident Citizen in the United States (Form I-179) 7. Employment authorization document issued by the Department of Homeland Security <p style="margin-left: 20px;">For examples, see Section 7 and Section 13 of the M-274 on uscis.gov/i-9-central.</p> <p style="margin-left: 20px;">The Form I-766, Employment Authorization Document, is a List A, Item Number 4. document, not a List C document.</p>
<p>Acceptable Receipts</p> <p>May be presented in lieu of a document listed above for a temporary period.</p> <p>For receipt validity dates, see the M-274.</p>				
<ul style="list-style-type: none"> • Receipt for a replacement of a lost, stolen, or damaged List A document. • Form I-94 issued to a lawful permanent resident that contains an I-551 stamp and a photograph of the individual. • Form I-94 with "RE" notation or refugee stamp issued to a refugee. 	OR	<ul style="list-style-type: none"> • Receipt for a replacement of a lost, stolen, or damaged List B document. 	AND	<ul style="list-style-type: none"> • Receipt for a replacement of a lost, stolen, or damaged List C document.

*Refer to the Employment Authorization Extensions page on [I-9 Central](#) for more information.

NEW HIRE ELIGIBILITY FORM

All new employees must complete the new hire paperwork with Human Resources before they may begin working. Once all information has been completed, the employee must take this form to their principal or director. The employee may not begin work until the school/department has verified receipt of this form.

First Name: _____ Last Name: _____

School/Department: _____ Position Title: _____

Estimated Hire Date: _____

The Department of Human Resources is required to obtain the following items to complete your personnel file:

- Application Submitted
- Emergency Contact Form
- Equal Opportunity Employment Information
- W-4
- Direct Deposit Form
- I-9 Form (Proof of Work Eligibility)
- Copy of Social Security Card (Current Name)
- Copy of Valid Identification (Driver License, Passport, etc.)
- Fingerprinted in Human Resources (District Office)
- Insurance
- Picture
- New Employee Orientation Signup

For Employees Working with Children in Title I Schools:

- Highly Qualified Form
- Proof of Highly Qualified Status - College Diploma - Associate Degree
 - Transcript - 48 credit hours
 - Pass the ParaPro Test

This individual has completed all new hire paperwork and may begin working.

Department of Human Resources

Date



DEPARTMENT OF HUMAN RESOURCES
 9361 South 300 East Sandy, Utah 84070-2998
 Phone (801) 826-5500 Fax (801) 826-5374

PERSONNEL INFORMATION

Name: _____
(Last) (First) (Middle) (Former Name)

Address: _____
(Address) (City) (State) (Zip)

Telephone: () - () - Social Security: ### - ## -
(Home) (Cell) (Last 4 Digits)

Date of Birth: _____
(MM/DD/YYYY)

Have you retired from the Utah State Retirement System? Yes No

Are you married? Yes No

EMERGENCY CONTACT INFORMATION

In case of emergency, please notify:

Name: _____

Telephone: () - _____

Relationship: _____

Where did you learn of this employment opportunity with Canyons School District?

- | | |
|---|---|
| <input type="checkbox"/> Canyonsdistrict.org | <input type="checkbox"/> Employee Referral _____
<small>(Employee Name)</small> |
| <input type="checkbox"/> Vidcruiter | <input type="checkbox"/> CSD School _____
<small>(School Name)</small> |
| <input type="checkbox"/> Workforce Services | <input type="checkbox"/> Career Center/Handshake _____
<small>(University/College)</small> |
| <input type="checkbox"/> Other _____
<small>(Please List Source)</small> | <input type="checkbox"/> Career Fair _____
<small>(List Career Fair)</small> |

Employee Signature: _____ Date: _____



Equal Opportunity Employment Information

Canyons School District is an Equal Opportunity Employer. As required by law, we must record, maintain and report applicable employee demographic information. The following information will only be used for data compilation and reporting. This information will be kept separate from your personnel file and will be kept confidential. Please complete the information requested below. Thank you for your cooperation.

Name: _____ Date: _____
Last First Middle

Gender: (Check the box next to your gender.)

- I do not wish to self identify Female Male

Veteran Status: (Check the box next to all statements that apply to your current status.)

- I do not wish to self identify
- SPECIAL DISABLED VETERAN.** I have a disability that entitles me to Veterans' Administration disability compensation rated at 30 percent or more; or was discharged or released from active military duty because of a disability incurred or aggravated in the line of duty.
- VIETNAM ERA VETERAN.** I served more than 180 days on active duty with one of the United States Armed Forces in the Republic of Vietnam between August 5, 1964 through May 7, 1975; and was discharged or released with any discharge other than dishonorable or was discharged or released from active duty because of a service-connected disability.
- OTHER PROTECTED VETERAN.** I served in the military, ground, naval or air service of the United States on active duty during a war or in a campaign or expedition for which a campaign badge has been authorized.
- NONE OF THE ABOVE**

Ethnicity/Race: (Complete both Part A and Part B.)

- I do not wish to self identify

Part A: ARE YOU HISPANIC/LATINO? (Choose only one)

<input type="checkbox"/> No, not Hispanic/Latino	
<input type="checkbox"/> Yes, Hispanic/Latino	(A person of Cuban, Mexican, Puerto Rican, South or Central American, or other Spanish culture or origin, regardless of race.)

The above part of the question is about ethnicity, not race. No matter what you selected above, please continue to answer the following by marking one or more boxes to indicate what you consider your race to be.

Part B: WHAT IS YOUR RACE? (Choose one or more)

<input type="checkbox"/> American Indian or Alaskan Native	(A person having origins in any of the original peoples of North and South American (including Central America), and who maintains tribal affiliation or community attachment.)
<input type="checkbox"/> Asian	(A person having origins in any of the original peoples of the Far East, Southeast Asia, or the Indian subcontinent including, for example, Cambodia, China, India, Japan, Korea, Malaysia, Pakistan, the Philippine Islands, Thailand, and Vietnam.)
<input type="checkbox"/> Black or African American	(A person having origins in any of the black racial groups of Africa.)
<input type="checkbox"/> Native Hawaiian or Other Pacific Islander	(A person having origins in any of the original peoples of Hawaii, Guam, Samoa, or other Pacific Islands.)
<input type="checkbox"/> White	(A person having origins in any of the original peoples of Europe, the Middle East, or North Africa.)

Employee's Withholding Certificate

Department of the Treasury
Internal Revenue Service

**Complete Form W-4 so that your employer can withhold the correct federal income tax from your pay.
Give Form W-4 to your employer.
Your withholding is subject to review by the IRS.**

2023

Step 1: Enter Personal Information	(a) First name and middle initial	Last name	(b) Social security number
	Address		Does your name match the name on your social security card? If not, to ensure you get credit for your earnings, contact SSA at 800-772-1213 or go to www.ssa.gov .
	City or town, state, and ZIP code		
	(c) <input type="checkbox"/> Single or Married filing separately <input type="checkbox"/> Married filing jointly or Qualifying surviving spouse <input type="checkbox"/> Head of household (Check only if you're unmarried and pay more than half the costs of keeping up a home for yourself and a qualifying individual.)		

Complete Steps 2-4 ONLY if they apply to you; otherwise, skip to Step 5. See page 2 for more information on each step, who can claim exemption from withholding, other details, and privacy.

**Step 2:
Multiple Jobs
or Spouse
Works**

Complete this step if you (1) hold more than one job at a time, or (2) are married filing jointly and your spouse also works. The correct amount of withholding depends on income earned from all of these jobs. Do **only one** of the following.

(a) Reserved for future use.

(b) Use the Multiple Jobs Worksheet on page 3 and enter the result in Step 4(c) below; **or**

(c) If there are only two jobs total, you may check this box. Do the same on Form W-4 for the other job. This option is generally more accurate than (b) if pay at the lower paying job is more than half of the pay at the higher paying job. Otherwise, (b) is more accurate

TIP: If you have self-employment income, see page 2.

Complete Steps 3-4(b) on Form W-4 for only ONE of these jobs. Leave those steps blank for the other jobs. (Your withholding will be most accurate if you complete Steps 3-4(b) on the Form W-4 for the highest paying job.)

Step 3: Claim Dependent and Other Credits	If your total income will be \$200,000 or less (\$400,000 or less if married filing jointly): Multiply the number of qualifying children under age 17 by \$2,000 \$ _____ Multiply the number of other dependents by \$500 \$ _____ Add the amounts above for qualifying children and other dependents. You may add to this the amount of any other credits. Enter the total here	3	\$
Step 4 (optional): Other Adjustments	(a) Other income (not from jobs). If you want tax withheld for other income you expect this year that won't have withholding, enter the amount of other income here. This may include interest, dividends, and retirement income	4(a)	\$
	(b) Deductions. If you expect to claim deductions other than the standard deduction and want to reduce your withholding, use the Deductions Worksheet on page 3 and enter the result here	4(b)	\$
	(c) Extra withholding. Enter any additional tax you want withheld each pay period	4(c)	\$

Step 5: Sign Here	Under penalties of perjury, I declare that this certificate, to the best of my knowledge and belief, is true, correct, and complete.		
	Employee's signature (This form is not valid unless you sign it.)	Date	

Employers Only	Employer's name and address	First date of employment	Employer identification number (EIN)
---------------------------	-----------------------------	--------------------------	--------------------------------------

General Instructions

Section references are to the Internal Revenue Code.

Future Developments

For the latest information about developments related to Form W-4, such as legislation enacted after it was published, go to www.irs.gov/FormW4.

Purpose of Form

Complete Form W-4 so that your employer can withhold the correct federal income tax from your pay. If too little is withheld, you will generally owe tax when you file your tax return and may owe a penalty. If too much is withheld, you will generally be due a refund. Complete a new Form W-4 when changes to your personal or financial situation would change the entries on the form. For more information on withholding and when you must furnish a new Form W-4, see Pub. 505, Tax Withholding and Estimated Tax.

Exemption from withholding. You may claim exemption from withholding for 2023 if you meet both of the following conditions: you had no federal income tax liability in 2022 and you expect to have no federal income tax liability in 2023. You had no federal income tax liability in 2022 if (1) your total tax on line 24 on your 2022 Form 1040 or 1040-SR is zero (or less than the sum of lines 27, 28, and 29), or (2) you were not required to file a return because your income was below the filing threshold for your correct filing status. If you claim exemption, you will have no income tax withheld from your paycheck and may owe taxes and penalties when you file your 2023 tax return. To claim exemption from withholding, certify that you meet both of the conditions above by writing "Exempt" on Form W-4 in the space below Step 4(c). Then, complete Steps 1(a), 1(b), and 5. Do not complete any other steps. You will need to submit a new Form W-4 by February 15, 2024.

Your privacy. If you have concerns with Step 2(c), you may choose Step 2(b); if you have concerns with Step 4(a), you may enter an additional amount you want withheld per pay period in Step 4(c).

Self-employment. Generally, you will owe both income and self-employment taxes on any self-employment income you receive separate from the wages you receive as an employee. If you want to pay income and self-employment taxes through withholding from your wages, you should enter the self-employment income on Step 4(a). Then compute your self-employment tax, divide that tax by the number of pay periods remaining in the year, and include that resulting amount per pay period on Step 4(c). You can also add half of the annual amount of self-employment tax to Step 4(b) as a deduction. To calculate self-employment tax, you generally multiply the self-employment income by 14.13% (this rate is a quick way to figure your self-employment tax and equals the sum of the 12.4% social security tax and the 2.9% Medicare tax multiplied by 0.9235). See Pub. 505 for more information, especially if the sum of self-employment income multiplied by 0.9235 and wages exceeds \$160,200 for a given individual.

Nonresident alien. If you're a nonresident alien, see Notice 1392, Supplemental Form W-4 Instructions for Nonresident Aliens, before completing this form.

Specific Instructions

Step 1(c). Check your anticipated filing status. This will determine the standard deduction and tax rates used to compute your withholding.

Step 2. Use this step if you (1) have more than one job at the same time, or (2) are married filing jointly and you and your spouse both work.

If you (and your spouse) have a total of only two jobs, you may check the box in option (c). The box must also be checked on the Form W-4 for the other job. If the box is checked, the standard deduction and tax brackets will be cut in half for each job to calculate withholding. This option is roughly accurate for jobs with similar pay; otherwise, more tax than necessary may be withheld, and this extra amount will be larger the greater the difference in pay is between the two jobs.



Multiple jobs. Complete Steps 3 through 4(b) on only one Form W-4. Withholding will be most accurate if you do this on the Form W-4 for the highest paying job.

Step 3. This step provides instructions for determining the amount of the child tax credit and the credit for other dependents that you may be able to claim when you file your tax return. To qualify for the child tax credit, the child must be under age 17 as of December 31, must be your dependent who generally lives with you for more than half the year, and must have the required social security number. You may be able to claim a credit for other dependents for whom a child tax credit can't be claimed, such as an older child or a qualifying relative. For additional eligibility requirements for these credits, see Pub. 501, Dependents, Standard Deduction, and Filing Information. You can also include **other tax credits** for which you are eligible in this step, such as the foreign tax credit and the education tax credits. To do so, add an estimate of the amount for the year to your credits for dependents and enter the total amount in Step 3. Including these credits will increase your paycheck and reduce the amount of any refund you may receive when you file your tax return.

Step 4 (optional).

Step 4(a). Enter in this step the total of your other estimated income for the year, if any. You shouldn't include income from any jobs or self-employment. If you complete Step 4(a), you likely won't have to make estimated tax payments for that income. If you prefer to pay estimated tax rather than having tax on other income withheld from your paycheck, see Form 1040-ES, Estimated Tax for Individuals.

Step 4(b). Enter in this step the amount from the Deductions Worksheet, line 5, if you expect to claim deductions other than the basic standard deduction on your 2023 tax return and want to reduce your withholding to account for these deductions. This includes both itemized deductions and other deductions such as for student loan interest and IRAs.

Step 4(c). Enter in this step any additional tax you want withheld from your pay **each pay period**, including any amounts from the Multiple Jobs Worksheet, line 4. Entering an amount here will reduce your paycheck and will either increase your refund or reduce any amount of tax that you owe.

Step 2(b) – Multiple Jobs Worksheet *(Keep for your records.)*



If you choose the option in Step 2(b) on Form W-4, complete this worksheet (which calculates the total extra tax for all jobs) on **only ONE** Form W-4. Withholding will be most accurate if you complete the worksheet and enter the result on the Form W-4 for the highest paying job. To be accurate, submit a new Form W-4 for all other jobs if you have not updated your withholding since 2019.

Note: If more than one job has annual wages of more than \$120,000 or there are more than three jobs, see Pub. 505 for additional tables.

- 1 **Two jobs.** If you have two jobs or you're married filing jointly and you and your spouse each have one job, find the amount from the appropriate table on page 4. Using the "Higher Paying Job" row and the "Lower Paying Job" column, find the value at the intersection of the two household salaries and enter that value on line 1. Then, **skip** to line 3 **1** \$ _____

- 2 **Three jobs.** If you and/or your spouse have three jobs at the same time, complete lines 2a, 2b, and 2c below. Otherwise, skip to line 3.
 - a Find the amount from the appropriate table on page 4 using the annual wages from the highest paying job in the "Higher Paying Job" row and the annual wages for your next highest paying job in the "Lower Paying Job" column. Find the value at the intersection of the two household salaries and enter that value on line 2a **2a** \$ _____
 - b Add the annual wages of the two highest paying jobs from line 2a together and use the total as the wages in the "Higher Paying Job" row and use the annual wages for your third job in the "Lower Paying Job" column to find the amount from the appropriate table on page 4 and enter this amount on line 2b **2b** \$ _____
 - c Add the amounts from lines 2a and 2b and enter the result on line 2c **2c** \$ _____

- 3 Enter the number of pay periods per year for the highest paying job. For example, if that job pays weekly, enter 52; if it pays every other week, enter 26; if it pays monthly, enter 12, etc. **3** _____

- 4 **Divide** the annual amount on line 1 or line 2c by the number of pay periods on line 3. Enter this amount here and in **Step 4(c)** of Form W-4 for the highest paying job (along with any other additional amount you want withheld) **4** \$ _____

Step 4(b) – Deductions Worksheet *(Keep for your records.)*



- 1 Enter an estimate of your 2023 itemized deductions (from Schedule A (Form 1040)). Such deductions may include qualifying home mortgage interest, charitable contributions, state and local taxes (up to \$10,000), and medical expenses in excess of 7.5% of your income **1** \$ _____

- 2 Enter:

{	• \$27,700 if you're married filing jointly or a qualifying surviving spouse
	• \$20,800 if you're head of household
	• \$13,850 if you're single or married filing separately

 **2** \$ _____

- 3 If line 1 is greater than line 2, subtract line 2 from line 1 and enter the result here. If line 2 is greater than line 1, enter "-0-" **3** \$ _____

- 4 Enter an estimate of your student loan interest, deductible IRA contributions, and certain other adjustments (from Part II of Schedule 1 (Form 1040)). See Pub. 505 for more information **4** \$ _____

- 5 **Add** lines 3 and 4. Enter the result here and in **Step 4(b)** of Form W-4 **5** \$ _____

Privacy Act and Paperwork Reduction Act Notice. We ask for the information on this form to carry out the Internal Revenue laws of the United States. Internal Revenue Code sections 3402(f)(2) and 6109 and their regulations require you to provide this information; your employer uses it to determine your federal income tax withholding. Failure to provide a properly completed form will result in your being treated as a single person with no other entries on the form; providing fraudulent information may subject you to penalties. Routine uses of this information include giving it to the Department of Justice for civil and criminal litigation; to cities, states, the District of Columbia, and U.S. commonwealths and territories for use in administering their tax laws; and to the Department of Health and Human Services for use in the National Directory of New Hires. We may also disclose this information to other countries under a tax treaty, to federal and state agencies to enforce federal nontax criminal laws, or to federal law enforcement and intelligence agencies to combat terrorism.

You are not required to provide the information requested on a form that is subject to the Paperwork Reduction Act unless the form displays a valid OMB control number. Books or records relating to a form or its instructions must be retained as long as their contents may become material in the administration of any Internal Revenue law. Generally, tax returns and return information are confidential, as required by Code section 6103.

The average time and expenses required to complete and file this form will vary depending on individual circumstances. For estimated averages, see the instructions for your income tax return.

If you have suggestions for making this form simpler, we would be happy to hear from you. See the instructions for your income tax return.

Married Filing Jointly or Qualifying Surviving Spouse

Higher Paying Job Annual Taxable Wage & Salary	Lower Paying Job Annual Taxable Wage & Salary											
	\$0 - 9,999	\$10,000 - 19,999	\$20,000 - 29,999	\$30,000 - 39,999	\$40,000 - 49,999	\$50,000 - 59,999	\$60,000 - 69,999	\$70,000 - 79,999	\$80,000 - 89,999	\$90,000 - 99,999	\$100,000 - 109,999	\$110,000 - 120,000
\$0 - 9,999	\$0	\$0	\$850	\$850	\$1,000	\$1,020	\$1,020	\$1,020	\$1,020	\$1,020	\$1,020	\$1,870
\$10,000 - 19,999	0	930	1,850	2,000	2,200	2,220	2,220	2,220	2,220	2,220	3,200	4,070
\$20,000 - 29,999	850	1,850	2,920	3,120	3,320	3,340	3,340	3,340	3,340	4,320	5,320	6,190
\$30,000 - 39,999	850	2,000	3,120	3,320	3,520	3,540	3,540	3,540	4,520	5,520	6,520	7,390
\$40,000 - 49,999	1,000	2,200	3,320	3,520	3,720	3,740	3,740	4,720	5,720	6,720	7,720	8,590
\$50,000 - 59,999	1,020	2,220	3,340	3,540	3,740	3,760	4,750	5,750	6,750	7,750	8,750	9,610
\$60,000 - 69,999	1,020	2,220	3,340	3,540	3,740	4,750	5,750	6,750	7,750	8,750	9,750	10,610
\$70,000 - 79,999	1,020	2,220	3,340	3,540	4,720	5,750	6,750	7,750	8,750	9,750	10,750	11,610
\$80,000 - 99,999	1,020	2,220	4,170	5,370	6,570	7,600	8,600	9,600	10,600	11,600	12,600	13,460
\$100,000 - 149,999	1,870	4,070	6,190	7,390	8,590	9,610	10,610	11,660	12,860	14,060	15,260	16,330
\$150,000 - 239,999	2,040	4,440	6,760	8,160	9,560	10,780	11,980	13,180	14,380	15,580	16,780	17,850
\$240,000 - 259,999	2,040	4,440	6,760	8,160	9,560	10,780	11,980	13,180	14,380	15,580	16,780	17,850
\$260,000 - 279,999	2,040	4,440	6,760	8,160	9,560	10,780	11,980	13,180	14,380	15,580	16,780	18,140
\$280,000 - 299,999	2,040	4,440	6,760	8,160	9,560	10,780	11,980	13,180	14,380	15,870	17,870	19,740
\$300,000 - 319,999	2,040	4,440	6,760	8,160	9,560	10,780	11,980	13,470	15,470	17,470	19,470	21,340
\$320,000 - 364,999	2,040	4,440	6,760	8,550	10,750	12,770	14,770	16,770	18,770	20,770	22,770	24,640
\$365,000 - 524,999	2,970	6,470	9,890	12,390	14,890	17,220	19,520	21,820	24,120	26,420	28,720	30,880
\$525,000 and over	3,140	6,840	10,460	13,160	15,860	18,390	20,890	23,390	25,890	28,390	30,890	33,250

Single or Married Filing Separately


Higher Paying Job Annual Taxable Wage & Salary	Lower Paying Job Annual Taxable Wage & Salary											
	\$0 - 9,999	\$10,000 - 19,999	\$20,000 - 29,999	\$30,000 - 39,999	\$40,000 - 49,999	\$50,000 - 59,999	\$60,000 - 69,999	\$70,000 - 79,999	\$80,000 - 89,999	\$90,000 - 99,999	\$100,000 - 109,999	\$110,000 - 120,000
\$0 - 9,999	\$310	\$890	\$1,020	\$1,020	\$1,020	\$1,860	\$1,870	\$1,870	\$1,870	\$1,870	\$2,030	\$2,040
\$10,000 - 19,999	890	1,630	1,750	1,750	2,600	3,600	3,600	3,600	3,600	3,760	3,960	3,970
\$20,000 - 29,999	1,020	1,750	1,880	2,720	3,720	4,720	4,730	4,730	4,890	5,090	5,290	5,300
\$30,000 - 39,999	1,020	1,750	2,720	3,720	4,720	5,720	5,730	5,890	6,090	6,290	6,490	6,500
\$40,000 - 59,999	1,710	3,450	4,570	5,570	6,570	7,700	7,910	8,110	8,310	8,510	8,710	8,720
\$60,000 - 79,999	1,870	3,600	4,730	5,860	7,060	8,260	8,460	8,660	8,860	9,060	9,260	9,280
\$80,000 - 99,999	1,870	3,730	5,060	6,260	7,460	8,660	8,860	9,060	9,260	9,460	10,430	11,240
\$100,000 - 124,999	2,040	3,970	5,300	6,500	7,700	8,900	9,110	9,610	10,610	11,610	12,610	13,430
\$125,000 - 149,999	2,040	3,970	5,300	6,500	7,700	9,610	10,610	11,610	12,610	13,610	14,900	16,020
\$150,000 - 174,999	2,040	3,970	5,610	7,610	9,610	11,610	12,610	13,750	15,050	16,350	17,650	18,770
\$175,000 - 199,999	2,720	5,450	7,580	9,580	11,580	13,870	15,180	16,480	17,780	19,080	20,380	21,490
\$200,000 - 249,999	2,900	5,930	8,360	10,660	12,960	15,260	16,570	17,870	19,170	20,470	21,770	22,880
\$250,000 - 399,999	2,970	6,010	8,440	10,740	13,040	15,340	16,640	17,940	19,240	20,540	21,840	22,960
\$400,000 - 449,999	2,970	6,010	8,440	10,740	13,040	15,340	16,640	17,940	19,240	20,540	21,840	22,960
\$450,000 and over	3,140	6,380	9,010	11,510	14,010	16,510	18,010	19,510	21,010	22,510	24,010	25,330

Head of Household

Higher Paying Job Annual Taxable Wage & Salary	Lower Paying Job Annual Taxable Wage & Salary											
	\$0 - 9,999	\$10,000 - 19,999	\$20,000 - 29,999	\$30,000 - 39,999	\$40,000 - 49,999	\$50,000 - 59,999	\$60,000 - 69,999	\$70,000 - 79,999	\$80,000 - 89,999	\$90,000 - 99,999	\$100,000 - 109,999	\$110,000 - 120,000
\$0 - 9,999	\$0	\$620	\$860	\$1,020	\$1,020	\$1,020	\$1,020	\$1,650	\$1,870	\$1,870	\$1,890	\$2,040
\$10,000 - 19,999	620	1,630	2,060	2,220	2,220	2,220	2,850	3,850	4,070	4,090	4,290	4,440
\$20,000 - 29,999	860	2,060	2,490	2,650	2,650	3,280	4,280	5,280	5,520	5,720	5,920	6,070
\$30,000 - 39,999	1,020	2,220	2,650	2,810	3,440	4,440	5,440	6,460	6,880	7,080	7,280	7,430
\$40,000 - 59,999	1,020	2,220	3,130	4,290	5,290	6,290	7,480	8,680	9,100	9,300	9,500	9,650
\$60,000 - 79,999	1,500	3,700	5,130	6,290	7,480	8,680	9,880	11,080	11,500	11,700	11,900	12,050
\$80,000 - 99,999	1,870	4,070	5,690	7,050	8,250	9,450	10,650	11,850	12,260	12,460	12,870	13,820
\$100,000 - 124,999	2,040	4,440	6,070	7,430	8,630	9,830	11,030	12,230	13,190	14,190	15,190	16,150
\$125,000 - 149,999	2,040	4,440	6,070	7,430	8,630	9,980	11,980	13,980	15,190	16,190	17,270	18,530
\$150,000 - 174,999	2,040	4,440	6,070	7,980	9,980	11,980	13,980	15,980	17,420	18,720	20,020	21,280
\$175,000 - 199,999	2,190	5,390	7,820	9,980	11,980	14,060	16,360	18,660	20,170	21,470	22,770	24,030
\$200,000 - 249,999	2,720	6,190	8,920	11,380	13,680	15,980	18,280	20,580	22,090	23,390	24,690	25,950
\$250,000 - 449,999	2,970	6,470	9,200	11,660	13,960	16,260	18,560	20,860	22,380	23,680	24,980	26,230
\$450,000 and over	3,140	6,840	9,770	12,430	14,930	17,430	19,930	22,430	24,150	25,650	27,150	28,600

Direct Deposit Authorization

This Request Supersedes All Previous Requests



Your payroll earnings will be deposited into your primary account. You may request an additional direct deposit that is an exact dollar amount to a different financial institution. On the 7th or 22nd of the month, a pre-note will be sent to your financial institution to verify the routing and account numbers. If verified, your wages on the following pay day will be deposited into your account.

You will receive an email from helpdesk@canyonsdistrict.org when we make any change to your direct deposit.

***CHASE BANK patrons. Please confirm that your bank account accepts Direct Deposits. Child accounts often do not.**

I hereby authorize Canyons School District, to initiate credit entries and to initiate, if necessary, debit entries and adjustments for any credit entries in error to my account indicated below and the depository named below to credit and debit the same entries to such account. This authorization is to remain in full force and effect until Canyons School District has received written notification from me terminating direct deposit, at such time and in such manner as to afford the district a reasonable time to act. I realize that I am responsible to notify Canyons School District when changes are made regarding my account.

Employee Name (please print)

Social Security Number

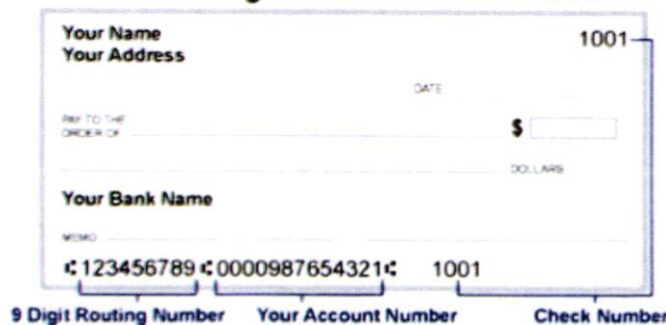
Employee Signature

Date

Primary Account	Secondary Account - \$ Amount Only
Name of Institution*: _____	Name of Institution*: _____
City: _____ State: _____	City: _____ State: _____
Routing Number: <input type="text"/> <input type="text"/> <input type="text"/> <input type="text"/> <input type="text"/> <input type="text"/> <input type="text"/> <input type="text"/> <input type="text"/>	Routing Number: <input type="text"/> <input type="text"/> <input type="text"/> <input type="text"/> <input type="text"/> <input type="text"/> <input type="text"/> <input type="text"/> <input type="text"/>
Account Number: _____	Account Number: _____
Deposit To: <input type="checkbox"/> Checking <input type="checkbox"/> Savings	Deposit Amount: \$ <input type="text"/> (per pay period)
	Deposit To: <input type="checkbox"/> Checking <input type="checkbox"/> Savings

Note: Attach a voided blank check or a bank printout to validate account information for checking account deposits. A savings account will require information from your financial institution.

Find Routing Number on Your Check





Temporary Employment Agreement (ESP)

I _____,

understand that the position of _____,

at _____

for the _____ school year is a temporary assignment of one school year that is based upon District, Federal or State monies or grants. Therefore, my voluntary acceptance of this position qualifies me as a temporary employee of the Canyons School District pursuant to District Policy 400.41, *Termination of Employment of Support Staff (ESP)*. Temporary employees serve at will and have no expectation of continued employment. When this temporary assignment ends at the end of the school year, I understand that my employment with Canyons School District will end. I have received a copy of District Policy 400.41.

I understand that if I wish to continue employment with Canyons School District after this assignment, I must submit an application through the Human Resources Department and I will be considered, along with all other applicants, for any position I am qualified for at that time.

I acknowledge that I have carefully reviewed this agreement, and based upon these conditions, I accept the temporary assignment indicated above. I acknowledge having received a copy of this agreement.

Employee's Signature

Date

Submit a copy of this form to Human Resources.


Legal Liability Protection for School District Employees

Your School District and its employees are covered for liability by:
The Utah State Risk Management Fund. (Hereafter the Fund)
Lawsuits are defended by: **The Litigation Division of the
Utah Attorney General's Office.**

YOUR UTAH STATE RISK MANAGEMENT FUND COVERAGE RIGHTS

If a civil claim or a civil lawsuit for damages is brought against you for acts or omissions occurring:

1. During the performance of your duties;
2. Within the scope of your employment; or
3. Under color of authority, then, under the Governmental Immunity Act of Utah you may have the right:
 - To have any lawsuit defended by an attorney at no cost to you;
 - To have any claim settlement paid on your behalf; and
 - To have any judgment entered against you paid for you.



SECURING COVERAGE

To secure these rights you must:

- Immediately notify the School District of any claim or lawsuit;
- Immediately forward to the School District all legal documents served on you;
- Make a written request to the School District for defense and indemnification within ten days of the service of a lawsuit; and
- Cooperate in the subsequent investigation and defense, including making an offer of judgment if requested.

WHAT IS NOT COVERED?

Your rights to defense and payment of claims or judgments do not cover acts or omissions involving:

- Fraud;
- Willful misconduct;
- Impairment due to your use of alcohol or drugs; or
- False testimony under oath..

REJECTED

Criminal Defense Protection

As a School District employee if: Criminal charges are filed against you for acts or omissions occurring:

1. During the performance of your duties;
2. Within the scope of your employment; or
3. Under color of authority,

then under the terms of Utah Code 52-6 you have the right to recover from your employing School District reasonable attorneys fees and court costs, if the indictment or information is quashed, dismissed or results in an acquittal, unless it is quashed or dismissed on motion of the prosecuting attorney. The Fund does NOT provide an attorney nor pay for attorneys fees incurred in defending a criminal case, nor does it cover or pay for any fines, fees, or any other costs assessed in a criminal case.

Additional Insurance Options

	Civil Liability Coverages	Civil coverage not provided by Governmental Immunity Act.Fund	Criminal Defense Coverages
State Risk Fund	Coverage for employees of School Districts under the Governmental Immunity Act is generally consistent with the Utah Governmental Immunity Act damage caps. The Fund may cover School Districts' obligations to their employees up to \$10 million per occurrence. Coverage is primary and pays before other coverages. Punitive damages are not covered. Liability for district vehicle usage by employees is covered by the fund.	N/A	No criminal defense coverage.
UEA	Coverage limits are \$1 million per occurrence in damages awarded, \$3 million per occurrence aggregate, except civil rights; \$300,000, per occurrence for civil right claims inclusive of defense costs. Coverage is excess of any statutory protection, such as your Governmental Immunity Act coverage with the Fund.	Bail bond premiums, up to \$1,000 per bond covered; Personal property damage caused by assault up to \$500 covered;	\$35,000 per school related criminal proceeding if exonerated from all charges, if charges are withdrawn or dismissed or if case is the result of corporal punishment. Coverage is excess of any statutory protection, such as UCA 52-6.
AFT	Coverage limits are \$1 million per member and \$2 million aggregate, except \$250,000 per member per year for denial of constitutional rights. Coverage is excess of any statutory protection, such as your Governmental Immunity Act coverage with the Fund.	Bond premium available if required for the defense of a suit; Personal property damage caused by assault up to \$250 covered; \$10,000 assault death benefit covered; \$5,000 defense costs in licensure or credential hearing covered.	\$35,000 per member per year for school related criminal charges if completely exonerated or if case results from corporal punishment. Coverage is excess of any statutory protection, such as UCA 52-6.
AAE	Coverage limits are \$2 million per occurrence and \$2 million aggregate and all legal fees are covered, except sexual harassment or abuse.	Bail bond premiums, up to \$1,000 per bond covered. Legal consultation for workplace employment issues.	\$10,000 per member per claim in legal coverage for corporal punishment. Coverage is excess of any statutory protection, such as UCA 52-6.

For additional information about your rights please see the following:
 The Utah Governmental Immunity Act UCA 63G-7; Reimbursement of Criminal Defense Costs UCA 52-6;
 Your District Risk Manager or Business Official; or
 The Utah State Division of Risk Management
 4315 S 2700 W
 Salt Lake City, Utah 84129
 (801) 957-7170

*The information provided here is a general description and comparison of coverages. For a detailed explanation of coverages you may refer to the statutes cited above and coverage brochures provided by UEA & AFT, and coverage brochures provided by UEA & AFT.
 AAE - www.aateachers.org for information.
 AFT - www.ut.aft.org for information
 UEA - www.myuea.org for information