

Sweeper New Hire Packet

After completing the attached documents, bring them to Human Resources along with the following:

1. Miscellaneous Application (signed by your Supervisor).
2. Valid identification(s) to complete the I-9 in Human Resources (see attached for ID options).
3. Banking information – bring a blank, voided check to Human Resources. If you do not have a check, obtain a printed direct deposit form with your name, account number & routing number from your financial institution. Your name must be on the account.

*Your fingerprints will be taken if you are 18 years or older.

LISTS OF ACCEPTABLE DOCUMENTS

All documents must be UNEXPIRED

Employees may present one selection from List A
or a combination of one selection from List B and one selection from List C.

LIST A Documents that Establish Both Identity and Employment Authorization	OR	LIST B Documents that Establish Identity	AND	LIST C Documents that Establish Employment Authorization
<ol style="list-style-type: none"> 1. U.S. Passport or U.S. Passport Card 2. Permanent Resident Card or Alien Registration Receipt Card (Form I-551) 3. Foreign passport that contains a temporary I-551 stamp or temporary I-551 printed notation on a machine-readable immigrant visa 4. Employment Authorization Document that contains a photograph (Form I-766) 5. For a nonimmigrant alien authorized to work for a specific employer because of his or her status: <ol style="list-style-type: none"> a. Foreign passport; and b. Form I-94 or Form I-94A that has the following: <ol style="list-style-type: none"> (1) The same name as the passport; and (2) An endorsement of the alien's nonimmigrant status as long as that period of endorsement has not yet expired and the proposed employment is not in conflict with any restrictions or limitations identified on the form. 6. Passport from the Federated States of Micronesia (FSM) or the Republic of the Marshall Islands (RMI) with Form I-94 or Form I-94A indicating nonimmigrant admission under the Compact of Free Association Between the United States and the FSM or RMI 	OR	<ol style="list-style-type: none"> 1. Driver's license or ID card issued by a State or outlying possession of the United States provided it contains a photograph or information such as name, date of birth, gender, height, eye color, and address 2. ID card issued by federal, state or local government agencies or entities, provided it contains a photograph or information such as name, date of birth, gender, height, eye color, and address 3. School ID card with a photograph 4. Voter's registration card 5. U.S. Military card or draft record 6. Military dependent's ID card 7. U.S. Coast Guard Merchant Mariner Card 8. Native American tribal document 9. Driver's license issued by a Canadian government authority <li style="text-align: center;">For persons under age 18 who are unable to present a document listed above: 10. School record or report card 11. Clinic, doctor, or hospital record 12. Day-care or nursery school record 	AND	<ol style="list-style-type: none"> 1. A Social Security Account Number card, unless the card includes one of the following restrictions: <ol style="list-style-type: none"> (1) NOT VALID FOR EMPLOYMENT (2) VALID FOR WORK ONLY WITH INS AUTHORIZATION (3) VALID FOR WORK ONLY WITH DHS AUTHORIZATION 2. Certification of report of birth issued by the Department of State (Forms DS-1350, FS-545, FS-240) 3. Original or certified copy of birth certificate issued by a State, county, municipal authority, or territory of the United States bearing an official seal 4. Native American tribal document 5. U.S. Citizen ID Card (Form I-197) 6. Identification Card for Use of Resident Citizen in the United States (Form I-179) 7. Employment authorization document issued by the Department of Homeland Security

Examples of many of these documents appear in the Handbook for Employers (M-274).

Refer to the instructions for more information about acceptable receipts.

SWEEPER NEW HIRE ELIGIBILITY FORM CHECKLIST

All new employees must complete the new hire paperwork with Human Resources before they may begin working.

This is only a checklist. Please **DO NOT** give a copy of this form to sweeper.

First Name: _____ Last Name: _____

School/Department: _____ Position Title: _____

The Department of Human Resources is required to obtain the following items to complete your personnel file:

- Miscellaneous Sweeper Application (must have Asst. Facility Manager's signature)
- *If over 18, online application submitted**
- Emergency Contact Form
- Equal Opportunity Employment Information
- W-4
- Direct Deposit Form with voided check and/or form from bank
- I-9 Form (Proof of Work Eligibility(i.e. Student ID, Social Security, Birth Certificate, or Passport)
- Completed Initial Sweeper Training Ticket
- Fingerprinted in Human Resources if over the age of 18 (District Office)
- Sweeper Training Class Ticket given to sweeper
- Copy Hire sheet and send to Bailey Pearson in Facilities
- Add employee to database for Sweeper Orientation Class (HR Tree, Sweeper Orientation Roster.
Add today's date and fill in the blanks, SAVE)
- Attach original hire sheet to other documents and give to Ricki

This individual has completed all new hire paperwork and may begin working.

Department of Human Resources

Date

Rev. 5/28/2020



DEPARTMENT OF HUMAN RESOURCES
9361 South 300 East Sandy, Utah 84070-2998
Phone (801) 826-5500 Fax (801) 826-5374

PERSONNEL INFORMATION

Name: (Last) (First) (Middle) (Former Name)

Address: (Address) (City) (State) (Zip)

Telephone: (Home) (Cell) Social Security: ### - ## - (Last 4 Digits)

Date of Birth: (MM/DD/YYYY)

Have you retired from the Utah State Retirement System? Yes No

Are you married? Yes No

EMERGENCY CONTACT INFORMATION

In case of emergency, please notify:

Name:

Telephone: () -

Relationship:

Where did you learn of this employment opportunity with Canyons School District?

- Checkboxes for: Canyonsdistrict.org, Employee Referral, Vidcruiter, CSD School, Workforce Services, Career Center/Handshake, Other, Career Fair

Employee Signature: Date:



Equal Opportunity Employment Information

Canyons School District is an Equal Opportunity Employer. As required by law, we must record, maintain and report applicable employee demographic information. The following information will only be used for data compilation and reporting. This information will be kept separate from your personnel file and will be kept confidential. Please complete the information requested below. Thank you for your cooperation.

Name: _____ Date: _____
Last First Middle

Gender: *(Check the box next to your gender.)*

- I do not wish to self identify Female Male

Veteran Status: *(Check the box next to all statements that apply to your current status.)*

- I do not wish to self identify
- SPECIAL DISABLED VETERAN.** I have a disability that entitles me to Veterans' Administration disability compensation rated at 30 percent or more; or was discharged or released from active military duty because of a disability incurred or aggravated in the line of duty.
- VIETNAM ERA VETERAN.** I served more than 180 days on active duty with one of the United States Armed Forces in the Republic of Vietnam between August 5, 1964 through May 7, 1975; and was discharged or released with any discharge other than dishonorable or was discharged or released from active duty because of a service-connected disability.
- OTHER PROTECTED VETERAN.** I served in the military, ground, naval or air service of the United States on active duty during a war or in a campaign or expedition for which a campaign badge has been authorized.
- NONE OF THE ABOVE**

Ethnicity/Race: *(Complete both Part A and Part B.)*

- I do not wish to self identify

Part A: ARE YOU HISPANIC/LATINO? *(Choose only one)*

<input type="checkbox"/> No, not Hispanic/Latino	
<input type="checkbox"/> Yes, Hispanic/Latino	(A person of Cuban, Mexican, Puerto Rican, South or Central American, or other Spanish culture or origin, regardless of race.)

The above part of the question is about ethnicity, not race. No matter what you selected above, please continue to answer the following by marking one or more boxes to indicate what you consider your race to be.

Part B: WHAT IS YOUR RACE? *(Choose one or more)*

<input type="checkbox"/> American Indian or Alaskan Native	(A person having origins in any of the original peoples of North and South American (including Central America), and who maintains tribal affiliation or community attachment.)
<input type="checkbox"/> Asian	(A person having origins in any of the original peoples of the Far East, Southeast Asia, or the Indian subcontinent including, for example, Cambodia, China, India, Japan, Korea, Malaysia, Pakistan, the Philippine Islands, Thailand, and Vietnam.)
<input type="checkbox"/> Black or African American	(A person having origins in any of the black racial groups of Africa.)
<input type="checkbox"/> Native Hawaiian or Other Pacific Islander	(A person having origins in any of the original peoples of Hawaii, Guam, Samoa, or other Pacific Islands.)
<input type="checkbox"/> White	(A person having origins in any of the original peoples of Europe, the Middle East, or North Africa.)

Employee's Withholding Certificate

Complete Form W-4 so that your employer can withhold the correct federal income tax from your pay.

Give Form W-4 to your employer.

Your withholding is subject to review by the IRS.

Step 1: Enter Personal Information	(a) First name and middle initial	Last name	(b) Social security number
	Address		Does your name match the name on your social security card? If not, to ensure you get credit for your earnings, contact SSA at 800-772-1213 or go to www.ssa.gov .
	City or town, state, and ZIP code		
	(c) <input type="checkbox"/> Single or Married filing separately <input type="checkbox"/> Married filing jointly or Qualifying surviving spouse <input type="checkbox"/> Head of household (Check only if you're unmarried and pay more than half the costs of keeping up a home for yourself and a qualifying individual.)		

TIP: Consider using the estimator at www.irs.gov/W4App to determine the most accurate withholding for the rest of the year if: you are completing this form after the beginning of the year; expect to work only part of the year; or have changes during the year in your marital status, number of jobs for you (and/or your spouse if married filing jointly), dependents, other income (not from jobs), deductions, or credits. Have your most recent pay stub(s) from this year available when using the estimator. At the beginning of next year, use the estimator again to recheck your withholding.

Complete Steps 2–4 ONLY if they apply to you; otherwise, skip to Step 5. See page 2 for more information on each step, who can claim exemption from withholding, and when to use the estimator at www.irs.gov/W4App.

Step 2: Complete this step if you (1) hold more than one job at a time, or (2) are married filing jointly and your spouse also works. The correct amount of withholding depends on income earned from all of these jobs.

Multiple Jobs or Spouse Works Do **only one** of the following.

(a) Use the estimator at www.irs.gov/W4App for the most accurate withholding for this step (and Steps 3–4). If you or your spouse have self-employment income, use this option; **or**

(b) Use the Multiple Jobs Worksheet on page 3 and enter the result in Step 4(c) below; **or**

(c) If there are only two jobs total, you may check this box. Do the same on Form W-4 for the other job. This option is generally more accurate than (b) if pay at the lower paying job is more than half of the pay at the higher paying job. Otherwise, (b) is more accurate

Complete Steps 3–4(b) on Form W-4 for only ONE of these jobs. Leave those steps blank for the other jobs. (Your withholding will be most accurate if you complete Steps 3–4(b) on the Form W-4 for the highest paying job.)

Step 3: Claim Dependent and Other Credits	If your total income will be \$200,000 or less (\$400,000 or less if married filing jointly): Multiply the number of qualifying children under age 17 by \$2,000 \$ _____ Multiply the number of other dependents by \$500 \$ _____ Add the amounts above for qualifying children and other dependents. You may add to this the amount of any other credits. Enter the total here	3	\$
Step 4 (optional): Other Adjustments	(a) Other income (not from jobs). If you want tax withheld for other income you expect this year that won't have withholding, enter the amount of other income here. This may include interest, dividends, and retirement income	4(a)	\$
	(b) Deductions. If you expect to claim deductions other than the standard deduction and want to reduce your withholding, use the Deductions Worksheet on page 3 and enter the result here	4(b)	\$
	(c) Extra withholding. Enter any additional tax you want withheld each pay period	4(c)	\$

Step 5: Sign Here	Under penalties of perjury, I declare that this certificate, to the best of my knowledge and belief, is true, correct, and complete.		
	Employee's signature (This form is not valid unless you sign it.)		Date

Employers Only	Employer's name and address	First date of employment	Employer identification number (EIN)
-----------------------	-----------------------------	--------------------------	--------------------------------------

General Instructions

Section references are to the Internal Revenue Code unless otherwise noted.

Future Developments

For the latest information about developments related to Form W-4, such as legislation enacted after it was published, go to www.irs.gov/FormW4.

Purpose of Form

Complete Form W-4 so that your employer can withhold the correct federal income tax from your pay. If too little is withheld, you will generally owe tax when you file your tax return and may owe a penalty. If too much is withheld, you will generally be due a refund. Complete a new Form W-4 when changes to your personal or financial situation would change the entries on the form. For more information on withholding and when you must furnish a new Form W-4, see Pub. 505, Tax Withholding and Estimated Tax.

Exemption from withholding. You may claim exemption from withholding for 2025 if you meet both of the following conditions: you had no federal income tax liability in 2024 **and** you expect to have no federal income tax liability in 2025. You had no federal income tax liability in 2024 if (1) your total tax on line 24 on your 2024 Form 1040 or 1040-SR is zero (or less than the sum of lines 27, 28, and 29), or (2) you were not required to file a return because your income was below the filing threshold for your correct filing status. If you claim exemption, you will have no income tax withheld from your paycheck and may owe taxes and penalties when you file your 2025 tax return. To claim exemption from withholding, certify that you meet both of the conditions above by writing "Exempt" on Form W-4 in the space below Step 4(c). Then, complete Steps 1(a), 1(b), and 5. Do not complete any other steps. You will need to submit a new Form W-4 by February 17, 2026.

Your privacy. Steps 2(c) and 4(a) ask for information regarding income you received from sources other than the job associated with this Form W-4. If you have concerns with providing the information asked for in Step 2(c), you may choose Step 2(b) as an alternative; if you have concerns with providing the information asked for in Step 4(a), you may enter an additional amount you want withheld per pay period in Step 4(c) as an alternative.

When to use the estimator. Consider using the estimator at www.irs.gov/W4App if you:

1. Are submitting this form after the beginning of the year;
2. Expect to work only part of the year;
3. Have changes during the year in your marital status, number of jobs for you (and/or your spouse if married filing jointly), or number of dependents, or changes in your deductions or credits;
4. Receive dividends, capital gains, social security, bonuses, or business income, or are subject to the Additional Medicare Tax or Net Investment Income Tax; or
5. Prefer the most accurate withholding for multiple job situations.

TIP: Have your most recent pay stub(s) from this year available when using the estimator to account for federal income tax that has already been withheld this year. At the beginning of next year, use the estimator again to recheck your withholding.

Self-employment. Generally, you will owe both income and self-employment taxes on any self-employment income you receive separate from the wages you receive as an employee. If you want to pay these taxes through withholding from your wages, use the estimator at www.irs.gov/W4App to figure the amount to have withheld.

Nonresident alien. If you're a nonresident alien, see Notice 1392, Supplemental Form W-4 Instructions for Nonresident Aliens, before completing this form.

Specific Instructions

Step 1(c). Check your anticipated filing status. This will determine the standard deduction and tax rates used to compute your withholding.

Step 2. Use this step if you (1) have more than one job at the same time, or (2) are married filing jointly and you and your spouse both work. Submit a separate Form W-4 for each job.

Option (a) most accurately calculates the additional tax you need to have withheld, while option (b) does so with a little less accuracy.

Instead, if you (and your spouse) have a total of only two jobs, you may check the box in option (c). The box must also be checked on the Form W-4 for the other job. If the box is checked, the standard deduction and tax brackets will be cut in half for each job to calculate withholding. This option is accurate for jobs with similar pay; otherwise, more tax than necessary may be withheld, and this extra amount will be larger the greater the difference in pay is between the two jobs.



Multiple jobs. Complete Steps 3 through 4(b) on only one Form W-4. Withholding will be most accurate if you do this on the Form W-4 for the highest paying job.

Step 3. This step provides instructions for determining the amount of the child tax credit and the credit for other dependents that you may be able to claim when you file your tax return. To qualify for the child tax credit, the child must be under age 17 as of December 31, must be your dependent who generally lives with you for more than half the year, and must have the required social security number. You may be able to claim a credit for other dependents for whom a child tax credit can't be claimed, such as an older child or a qualifying relative. For additional eligibility requirements for these credits, see Pub. 501, Dependents, Standard Deduction, and Filing Information. You can also include **other tax credits** for which you are eligible in this step, such as the foreign tax credit and the education tax credits. To do so, add an estimate of the amount for the year to your credits for dependents and enter the total amount in Step 3. Including these credits will increase your paycheck and reduce the amount of any refund you may receive when you file your tax return.

Step 4 (optional).

Step 4(a). Enter in this step the total of your other estimated income for the year, if any. You shouldn't include income from any jobs or self-employment. If you complete Step 4(a), you likely won't have to make estimated tax payments for that income. If you prefer to pay estimated tax rather than having tax on other income withheld from your paycheck, see Form 1040-ES, Estimated Tax for Individuals.

Step 4(b). Enter in this step the amount from the Deductions Worksheet, line 5, if you expect to claim deductions other than the basic standard deduction on your 2025 tax return and want to reduce your withholding to account for these deductions. This includes both itemized deductions and other deductions such as for student loan interest and IRAs.

Step 4(c). Enter in this step any additional tax you want withheld from your pay **each pay period**, including any amounts from the Multiple Jobs Worksheet, line 4. Entering an amount here will reduce your paycheck and will either increase your refund or reduce any amount of tax that you owe.

Step 2(b) – Multiple Jobs Worksheet (Keep for your records.)



If you choose the option in Step 2(b) on Form W-4, complete this worksheet (which calculates the total extra tax for all jobs) on only ONE Form W-4. Withholding will be most accurate if you complete the worksheet and enter the result on the Form W-4 for the highest paying job. To be accurate, submit a new Form W-4 for all other jobs if you have not updated your withholding since 2019.

Note: If more than one job has annual wages of more than \$120,000 or there are more than three jobs, see Pub. 505 for additional tables; or, you can use the online withholding estimator at www.irs.gov/W4App.

- 1 Two jobs. If you have two jobs or you're married filing jointly and you and your spouse each have one job, find the amount from the appropriate table on page 4. Using the "Higher Paying Job" row and the "Lower Paying Job" column, find the value at the intersection of the two household salaries and enter that value on line 1. Then, skip to line 3. 1 \$
2 Three jobs. If you and/or your spouse have three jobs at the same time, complete lines 2a, 2b, and 2c below. Otherwise, skip to line 3.
a Find the amount from the appropriate table on page 4 using the annual wages from the highest paying job in the "Higher Paying Job" row and the annual wages for your next highest paying job in the "Lower Paying Job" column. Find the value at the intersection of the two household salaries and enter that value on line 2a. 2a \$
b Add the annual wages of the two highest paying jobs from line 2a together and use the total as the wages in the "Higher Paying Job" row and use the annual wages for your third job in the "Lower Paying Job" column to find the amount from the appropriate table on page 4 and enter this amount on line 2b. 2b \$
c Add the amounts from lines 2a and 2b and enter the result on line 2c. 2c \$
3 Enter the number of pay periods per year for the highest paying job. For example, if that job pays weekly, enter 52; if it pays every other week, enter 26; if it pays monthly, enter 12, etc. 3
4 Divide the annual amount on line 1 or line 2c by the number of pay periods on line 3. Enter this amount here and in Step 4(c) of Form W-4 for the highest paying job (along with any other additional amount you want withheld). 4 \$

Step 4(b) – Deductions Worksheet (Keep for your records.)



- 1 Enter an estimate of your 2025 itemized deductions (from Schedule A (Form 1040)). Such deductions may include qualifying home mortgage interest, charitable contributions, state and local taxes (up to \$10,000), and medical expenses in excess of 7.5% of your income. 1 \$
2 Enter: { \$30,000 if you're married filing jointly or a qualifying surviving spouse; \$22,500 if you're head of household; \$15,000 if you're single or married filing separately } 2 \$
3 If line 1 is greater than line 2, subtract line 2 from line 1 and enter the result here. If line 2 is greater than line 1, enter "-0-" 3 \$
4 Enter an estimate of your student loan interest, deductible IRA contributions, and certain other adjustments (from Part II of Schedule 1 (Form 1040)). See Pub. 505 for more information. 4 \$
5 Add lines 3 and 4. Enter the result here and in Step 4(b) of Form W-4. 5 \$

Privacy Act and Paperwork Reduction Act Notice. We ask for the information on this form to carry out the Internal Revenue laws of the United States. Internal Revenue Code sections 3402(f)(2) and 6109 and their regulations require you to provide this information; your employer uses it to determine your federal income tax withholding. Failure to provide a properly completed form will result in your being treated as a single person with no other entries on the form; providing fraudulent information may subject you to penalties. Routine uses of this information include giving it to the Department of Justice for civil and criminal litigation; to cities, states, the District of Columbia, and U.S. commonwealths and territories for use in administering their tax laws; and to the Department of Health and Human Services for use in the National Directory of New Hires. We may also disclose this information to other countries under a tax treaty, to federal and state agencies to enforce federal nontax criminal laws, or to federal law enforcement and intelligence agencies to combat terrorism.

You are not required to provide the information requested on a form that is subject to the Paperwork Reduction Act unless the form displays a valid OMB control number. Books or records relating to a form or its instructions must be retained as long as their contents may become material in the administration of any Internal Revenue law. Generally, tax returns and return information are confidential, as required by Code section 6103.

The average time and expenses required to complete and file this form will vary depending on individual circumstances. For estimated averages, see the instructions for your income tax return.

If you have suggestions for making this form simpler, we would be happy to hear from you. See the instructions for your income tax return.

Married Filing Jointly or Qualifying Surviving Spouse

Higher Paying Job Annual Taxable Wage & Salary	Lower Paying Job Annual Taxable Wage & Salary											
	\$0 - 9,999	\$10,000 - 19,999	\$20,000 - 29,999	\$30,000 - 39,999	\$40,000 - 49,999	\$50,000 - 59,999	\$60,000 - 69,999	\$70,000 - 79,999	\$80,000 - 89,999	\$90,000 - 99,999	\$100,000 - 109,999	\$110,000 - 120,000
\$0 - 9,999	\$0	\$0	\$700	\$850	\$910	\$1,020	\$1,020	\$1,020	\$1,020	\$1,020	\$1,020	\$1,020
\$10,000 - 19,999	0	700	1,700	1,910	2,110	2,220	2,220	2,220	2,220	2,220	2,220	3,220
\$20,000 - 29,999	700	1,700	2,760	3,110	3,310	3,420	3,420	3,420	3,420	3,420	4,420	5,420
\$30,000 - 39,999	850	1,910	3,110	3,460	3,660	3,770	3,770	3,770	3,770	4,770	5,770	6,770
\$40,000 - 49,999	910	2,110	3,310	3,660	3,860	3,970	3,970	3,970	4,970	5,970	6,970	7,970
\$50,000 - 59,999	1,020	2,220	3,420	3,770	3,970	4,080	4,080	5,080	6,080	7,080	8,080	9,080
\$60,000 - 69,999	1,020	2,220	3,420	3,770	3,970	4,080	5,080	6,080	7,080	8,080	9,080	10,080
\$70,000 - 79,999	1,020	2,220	3,420	3,770	3,970	5,080	6,080	7,080	8,080	9,080	10,080	11,080
\$80,000 - 99,999	1,020	2,220	3,420	4,620	5,820	6,930	7,930	8,930	9,930	10,930	11,930	12,930
\$100,000 - 149,999	1,870	4,070	6,270	7,620	8,820	9,930	10,930	11,930	12,930	14,010	15,210	16,410
\$150,000 - 239,999	1,870	4,240	6,640	8,190	9,590	10,890	12,090	13,290	14,490	15,690	16,890	18,090
\$240,000 - 259,999	2,040	4,440	6,840	8,390	9,790	11,100	12,300	13,500	14,700	15,900	17,100	18,300
\$260,000 - 279,999	2,040	4,440	6,840	8,390	9,790	11,100	12,300	13,500	14,700	15,900	17,100	18,300
\$280,000 - 299,999	2,040	4,440	6,840	8,390	9,790	11,100	12,300	13,500	14,700	15,900	17,100	18,300
\$300,000 - 319,999	2,040	4,440	6,840	8,390	9,790	11,100	12,300	13,500	14,700	15,900	17,170	19,170
\$320,000 - 364,999	2,040	4,440	6,840	8,390	9,790	11,100	12,470	14,470	16,470	18,470	20,470	22,470
\$365,000 - 524,999	2,790	6,290	9,790	12,440	14,940	17,350	19,650	21,950	24,250	26,550	28,850	31,150
\$525,000 and over	3,140	6,840	10,540	13,390	16,090	18,700	21,200	23,700	26,200	28,700	31,200	33,700

Single or Married Filing Separately


Higher Paying Job Annual Taxable Wage & Salary	Lower Paying Job Annual Taxable Wage & Salary											
	\$0 - 9,999	\$10,000 - 19,999	\$20,000 - 29,999	\$30,000 - 39,999	\$40,000 - 49,999	\$50,000 - 59,999	\$60,000 - 69,999	\$70,000 - 79,999	\$80,000 - 89,999	\$90,000 - 99,999	\$100,000 - 109,999	\$110,000 - 120,000
\$0 - 9,999	\$200	\$850	\$1,020	\$1,020	\$1,020	\$1,370	\$1,870	\$1,870	\$1,870	\$1,870	\$1,870	\$2,040
\$10,000 - 19,999	850	1,700	1,870	1,870	2,220	3,220	3,720	3,720	3,720	3,720	3,890	4,090
\$20,000 - 29,999	1,020	1,870	2,040	2,390	3,390	4,390	4,890	4,890	4,890	5,060	5,260	5,460
\$30,000 - 39,999	1,020	1,870	2,390	3,390	4,390	5,390	5,890	5,890	6,060	6,260	6,460	6,660
\$40,000 - 59,999	1,220	3,070	4,240	5,240	6,240	7,240	7,880	8,080	8,280	8,480	8,680	8,880
\$60,000 - 79,999	1,870	3,720	4,890	5,890	7,030	8,230	8,930	9,130	9,330	9,530	9,730	9,930
\$80,000 - 99,999	1,870	3,720	5,030	6,230	7,430	8,630	9,330	9,530	9,730	9,930	10,130	10,580
\$100,000 - 124,999	2,040	4,090	5,460	6,660	7,860	9,060	9,760	9,960	10,160	10,950	11,950	12,950
\$125,000 - 149,999	2,040	4,090	5,460	6,660	7,860	9,060	9,950	10,950	11,950	12,950	13,950	14,950
\$150,000 - 174,999	2,040	4,090	5,460	6,660	8,450	10,450	11,950	12,950	13,950	15,080	16,380	17,680
\$175,000 - 199,999	2,040	4,290	6,450	8,450	10,450	12,450	13,950	15,230	16,530	17,830	19,130	20,430
\$200,000 - 249,999	2,720	5,570	7,900	10,200	12,500	14,800	16,600	17,900	19,200	20,500	21,800	23,100
\$250,000 - 399,999	2,970	6,120	8,590	10,890	13,190	15,490	17,290	18,590	19,890	21,190	22,490	23,790
\$400,000 - 449,999	2,970	6,120	8,590	10,890	13,190	15,490	17,290	18,590	19,890	21,190	22,490	23,790
\$450,000 and over	3,140	6,490	9,160	11,660	14,160	16,660	18,660	20,160	21,660	23,160	24,660	26,160

Head of Household

Higher Paying Job Annual Taxable Wage & Salary	Lower Paying Job Annual Taxable Wage & Salary											
	\$0 - 9,999	\$10,000 - 19,999	\$20,000 - 29,999	\$30,000 - 39,999	\$40,000 - 49,999	\$50,000 - 59,999	\$60,000 - 69,999	\$70,000 - 79,999	\$80,000 - 89,999	\$90,000 - 99,999	\$100,000 - 109,999	\$110,000 - 120,000
\$0 - 9,999	\$0	\$450	\$850	\$1,000	\$1,020	\$1,020	\$1,020	\$1,020	\$1,870	\$1,870	\$1,870	\$1,890
\$10,000 - 19,999	450	1,450	2,000	2,200	2,220	2,220	2,220	3,180	4,070	4,070	4,090	4,290
\$20,000 - 29,999	850	2,000	2,600	2,800	2,820	2,820	3,780	4,780	5,670	5,690	5,890	6,090
\$30,000 - 39,999	1,000	2,200	2,800	3,000	3,020	3,980	4,980	5,980	6,890	7,090	7,290	7,490
\$40,000 - 59,999	1,020	2,220	2,820	3,830	4,850	5,850	6,850	8,050	9,130	9,330	9,530	9,730
\$60,000 - 79,999	1,020	3,030	4,630	5,830	6,850	8,050	9,250	10,450	11,530	11,730	11,930	12,130
\$80,000 - 99,999	1,870	4,070	5,670	7,060	8,280	9,480	10,680	11,880	12,970	13,170	13,370	13,570
\$100,000 - 124,999	1,950	4,350	6,150	7,550	8,770	9,970	11,170	12,370	13,450	13,650	14,650	15,650
\$125,000 - 149,999	2,040	4,440	6,240	7,640	8,860	10,060	11,260	12,860	14,740	15,740	16,740	17,740
\$150,000 - 174,999	2,040	4,440	6,240	7,640	8,860	10,860	12,860	14,860	16,740	17,740	18,940	20,240
\$175,000 - 199,999	2,040	4,440	6,640	8,840	10,860	12,860	14,860	16,910	19,090	20,390	21,690	22,990
\$200,000 - 249,999	2,720	5,920	8,520	10,960	13,280	15,580	17,880	20,180	22,360	23,660	24,960	26,260
\$250,000 - 449,999	2,970	6,470	9,370	11,870	14,190	16,490	18,790	21,090	23,280	24,580	25,880	27,180
\$450,000 and over	3,140	6,840	9,940	12,640	15,160	17,660	20,160	22,660	25,050	26,550	28,050	29,550

Direct Deposit Authorization

This Request Supersedes All Previous Requests



Your payroll earnings will be deposited into your primary account. You may request an additional direct deposit that is an exact dollar amount to a different financial institution. On or around the 5th or 22nd of the month, a pre-note will be sent to your financial institution to verify the routing and account numbers. If verified, your wages on the following pay day will be deposited into your account.

I hereby authorize Canyons School District, to initiate credit entries and to initiate, if necessary, debit entries and adjustments for any credit entries in error to my account indicated below and the depository named below to credit and debit the same entries to such account. This authorization is to remain in full force and effect until Canyons School District has received written notification from me terminating direct deposit, at such time and in such manner as to afford the district a reasonable time to act. I realize that I am responsible to notify Canyons School District when changes are made regarding my account.


Employee Name <i>(please print)</i>	Social Security Number
Employee Signature	Date

Primary Account	Secondary Account - \$ Amount Only
Name of Institution: _____ City: _____ State: _____ Routing Number: <input type="text"/> <input type="text"/> <input type="text"/> <input type="text"/> <input type="text"/> <input type="text"/> <input type="text"/> <input type="text"/> <input type="text"/> Account Number: _____ Deposit To: Checking <input type="checkbox"/> Savings <input type="checkbox"/>	Name of Institution: _____ City: _____ State: _____ Routing Number: <input type="text"/> <input type="text"/> <input type="text"/> <input type="text"/> <input type="text"/> <input type="text"/> <input type="text"/> <input type="text"/> <input type="text"/> Account Number: _____ Deposit Amount: <input style="width: 100px;" type="text" value="\$."/> (per pay period) Deposit To: Checking <input type="checkbox"/> Savings <input type="checkbox"/>

Note: Attach a voided blank check or a bank printout to validate account information for checking account deposits. A savings account will require information from your financial institution.

Find Routing Number on Your Check





Temporary Employment Agreement (ESP)

I _____,
understand that the position of _____,
at _____
for the _____ school year is a temporary assignment of one school year that is based upon District, Federal or State monies or grants. Therefore, my voluntary acceptance of this position qualifies me as a temporary employee of the Canyons School District pursuant to District Policy 400.41, *Termination of Employment of Support Staff (ESP)*. Temporary employees serve at will and have no expectation of continued employment. When this temporary assignment ends at the end of the school year, I understand that my employment with Canyons School District will end. I have received a copy of District Policy 400.41.

I understand that if I wish to continue employment with Canyons School District after this assignment, I must submit an application through the Human Resources Department and I will be considered, along with all other applicants, for any position I am qualified for at that time.

I acknowledge that I have carefully reviewed this agreement, and based upon these conditions, I accept the temporary assignment indicated above. I acknowledge having received a copy of this agreement.

Employee's Signature

Date

Submit a copy of this form to Human Resources.

Legal Liability Protection for Public School Employees

You and your public school have broad liability coverage through the State Risk Management Fund, hereinafter the “Fund.”

Lawsuits are defended by the Litigation Division of the Utah Attorney General’s Office.


FUND COVERAGE SUMMARY

You have coverage through the Fund if a civil claim or a civil lawsuit for damages is brought against you for acts or omissions occurring:

- during the performance of your duties,
- within the scope of your employment, or
- under color of authority.

You may have the following rights under the Governmental Immunity Act of Utah:

- to have any lawsuit defended by an attorney at no cost to you, and
- to have any settlement or judgment paid on your behalf.



SECURING COVERAGE

To secure these rights you must:

- Immediately notify your school of any claim or lawsuit not to exceed 60 days;
- Immediately forward to your school all legal documents served on you;
- Make a written request to your school for defense and indemnification within ten days after service of a lawsuit; and
- Cooperate in the subsequent investigation and defense, including to make an offer of judgment if requested.

WHAT IS NOT COVERED?

Your rights to defense and payment of claims or judgments do not cover acts or omissions involving:

- Fraud;
- Willful misconduct;
- Impairment due to your use of alcohol or drugs; or
- False testimony under oath.



Criminal and Occupational License Defense Protection

The Fund does NOT provide an attorney or pay for attorneys’ fees incurred in defending a criminal case; or occupational licensing matter (i.e. Utah Professional Practices Advisory Commission); nor does it cover or pay for any fines, fees, or any other costs assessed in a criminal case or occupational licensing matter.

However, as a public-school employee, you may have the right under Utah Code 52-6 to recover reasonable attorneys’ fees and court costs from your employing school if the indictment or information is quashed, dismissed or results in an acquittal, unless it is quashed or dismissed on motion of the prosecuting attorney. This statute applies if the criminal charges are filed against you for acts or omissions occurring during the performance of your duties, within the scope of your employment, or under color of authority,



Additional Insurance Options

Civil Liability Coverages

Civil coverage not provided by Governmental Immunity Act of Utah or the Fund

Criminal Defense Coverages

State Risk Fund	Coverage for employees is generally consistent with the Utah Governmental Immunity Act and the statutory limitations of liability. Primary coverage includes General Liability; Auto Liability; Employment Practices Liability; Errors & Omissions; Directors & Officers; and Faithful Performance, generally with limits of \$10 Million per occurrence.	N/A	No criminal or occupational licensing defense coverage.
-----------------	---	-----	---

For additional information about your rights please see the following:
The Utah Governmental Immunity Act, Utah Code 63G-7; Reimbursement of Criminal Defense Costs,
Utah Code 52-6; Your Risk Manager or Business Official; or
The Utah State Division of Risk Management
4315 S 2700 W
Taylorsville, Utah 84129
(801) 957-7170

*The information provided here is a general description of coverages. For a detailed explanation of coverages, you may refer to the statutes cited above.



Health Insurance Marketplace Coverage Options and Your Health Coverage

Form Approved
OMB No. 1210-0149
(expires 12-31-2026)

PART A: General Information

Even if you are offered health coverage through your employment, you may have other coverage options through the Health Insurance Marketplace ("Marketplace"). To assist you as you evaluate options for you and your family, this notice provides some basic information about the Health Insurance Marketplace and health coverage offered through your employment.

What is the Health Insurance Marketplace?

The Marketplace is designed to help you find health insurance that meets your needs and fits your budget. The Marketplace offers "one-stop shopping" to find and compare private health insurance options in your geographic area.

Can I Save Money on my Health Insurance Premiums in the Marketplace?

You may qualify to save money and lower your monthly premium and other out-of-pocket costs, but only if your employer does not offer coverage, or offers coverage that is not considered affordable for you and doesn't meet certain minimum value standards (discussed below). The savings that you're eligible for depends on your household income. You may also be eligible for a tax credit that lowers your costs.

Does Employment-Based Health Coverage Affect Eligibility for Premium Savings through the Marketplace?

Yes. If you have an offer of health coverage from your employer that is considered affordable for you and meets certain minimum value standards, you will not be eligible for a tax credit, or advance payment of the tax credit, for your Marketplace coverage and may wish to enroll in your employment-based health plan. However, you may be eligible for a tax credit, and advance payments of the credit that lowers your monthly premium, or a reduction in certain cost-sharing, if your employer does not offer coverage to you at all or does not offer coverage that is considered affordable for you or meet minimum value standards. If your share of the premium cost of all plans offered to you through your employment is more than 9.12%¹ of your annual household income, or if the coverage through your employment does not meet the "minimum value" standard set by the Affordable Care Act, you may be eligible for a tax credit, and advance payment of the credit, if you do not enroll in the employment-based health coverage. For family members of the employee, coverage is considered affordable if the employee's cost of premiums for the lowest-cost plan that would cover all family members does not exceed 9.12% of the employee's household income.^{1,2}

Note: If you purchase a health plan through the Marketplace instead of accepting health coverage offered through your employment, then you may lose access to whatever the employer contributes to the employment-based coverage. Also, this employer contribution -as well as your employee contribution to employment-based coverage- is generally excluded from income for federal and state income tax purposes. Your payments for coverage through the Marketplace are made on an after-tax basis. In addition, note that if the health coverage offered through your employment does not meet the affordability or minimum value standards, but you accept that coverage anyway, you will not be eligible for a tax credit. You should consider all of these factors in determining whether to purchase a health plan through the Marketplace.

¹ Indexed annually; see <https://www.irs.gov/pub/irs-drop/rp-22-34.pdf> for 2023.

² An employer-sponsored or other employment-based health plan meets the "minimum value standard" if the plan's share of the total allowed benefit costs covered by the plan is no less than 60 percent of such costs. For purposes of eligibility for the premium tax credit, to meet the "minimum value standard," the health plan must also provide substantial coverage of both inpatient hospital services and physician services.

When Can I Enroll in Health Insurance Coverage through the Marketplace?

You can enroll in a Marketplace health insurance plan during the annual Marketplace Open Enrollment Period. Open Enrollment varies by state but generally starts November 1 and continues through at least December 15.

Outside the annual Open Enrollment Period, you can sign up for health insurance if you qualify for a Special Enrollment Period. In general, you qualify for a Special Enrollment Period if you've had certain qualifying life events, such as getting married, having a baby, adopting a child, or losing eligibility for other health coverage. Depending on your Special Enrollment Period type, you may have 60 days before or 60 days following the qualifying life event to enroll in a Marketplace plan.

There is also a Marketplace Special Enrollment Period for individuals and their families who lose eligibility for Medicaid or Children's Health Insurance Program (CHIP) coverage on or after March 31, 2023, through July 31, 2024. Since the onset of the nationwide COVID-19 public health emergency, state Medicaid and CHIP agencies generally have not terminated the enrollment of any Medicaid or CHIP beneficiary who was enrolled on or after March 18, 2020, through March 31, 2023. As state Medicaid and CHIP agencies resume regular eligibility and enrollment practices, many individuals may no longer be eligible for Medicaid or CHIP coverage starting as early as March 31, 2023. The U.S. Department of Health and Human Services is offering a temporary Marketplace Special Enrollment period to allow these individuals to enroll in Marketplace coverage.

Marketplace-eligible individuals who live in states served by HealthCare.gov and either- submit a new application or update an existing application on HealthCare.gov between March 31, 2023 and July 31, 2024, and attest to a termination date of Medicaid or CHIP coverage within the same time period, are eligible for a 60-day Special Enrollment Period. **That means that if you lose Medicaid or CHIP coverage between March 31, 2023, and July 31, 2024, you may be able to enroll in Marketplace coverage within 60 days of when you lost Medicaid or CHIP coverage.** In addition, if you or your family members are enrolled in Medicaid or CHIP coverage, it is important to make sure that your contact information is up to date to make sure you get any information about changes to your eligibility. To learn more, visit HealthCare.gov or call the Marketplace Call Center at 1-800-318-2596. TTY users can call 1-855-889-4325.

What about Alternatives to Marketplace Health Insurance Coverage?

If you or your family are eligible for coverage in an employment-based health plan (such as an employer-sponsored health plan), you or your family may also be eligible for a Special Enrollment Period to enroll in that health plan in certain circumstances, including if you or your dependents were enrolled in Medicaid or CHIP coverage and lost that coverage. Generally, you have 60 days after the loss of Medicaid or CHIP coverage to enroll in an employment-based health plan, but if you and your family lost eligibility for Medicaid or CHIP coverage between March 31, 2023 and July 10, 2023, you can request this special enrollment in the employment-based health plan through September 8, 2023. Confirm the deadline with your employer or your employment-based health plan.

Alternatively, you can enroll in Medicaid or CHIP coverage at any time by filling out an application through the Marketplace or applying directly through your state Medicaid agency. Visit <https://www.healthcare.gov/medicaid-chip/getting-medicaid-chip/> for more details.

How Can I Get More Information?

For more information about your coverage offered through your employment, please check your health plan's summary plan description or contact

Canyons School District Insurance Department

The Marketplace can help you evaluate your coverage options, including your eligibility for coverage through the Marketplace and its cost. Please visit [HealthCare.gov](https://www.healthcare.gov) for more information, including an online application for health insurance coverage and contact information for a Health Insurance Marketplace in your area.

PART B: Information About Health Coverage Offered by Your Employer

This section contains information about any health coverage offered by your employer. If you decide to complete an application for coverage in the Marketplace, you will be asked to provide this information. This information is numbered to correspond to the Marketplace application.

3. Employer name Canyons School District		4. Employer Identification Number (EIN) 26-3770988	
5. Employer address 9361 S. 300 E.		6. Employer phone number (801) 826- 5000	
7. City Sandy	8. State Utah	9. ZIP code 84070	
10. Who can we contact about employee health coverage at this job? Canyons School District Insurance Department			
11. Phone number (801-826-5428		12. Email address: Insurance@canyonsdistrict.org	

Here is some basic information about health coverage offered by this employer:

- As your employer, we offer a health plan to:

All employees. Eligible employees are:

Some employees. Eligible employees are:

Contracted employees who work at least 30 hours per week or a 0.75 FTE contract are eligible for health insurance benefits through Canyons School District.

- With respect to dependents:

We do offer coverage. Eligible dependents are:

All legal dependents (spouse & children) through birth, marriage, adoption or legal guardianship are eligible for coverage through Canyons School District.

We do not offer coverage.

If checked, this coverage meets the minimum value standard, and the cost of this coverage to you is intended to be affordable, based on employee wages.

** Even if your employer intends your coverage to be affordable, you may still be eligible for a premium discount through the Marketplace. The Marketplace will use your household income, along with other factors, to determine whether you may be eligible for a premium discount. If, for example, your wages vary from week to week (perhaps you are an hourly employee or you work on a commission basis), if you are newly employed mid-year, or if you have other income losses, you may still qualify for a premium discount.

If you decide to shop for coverage in the Marketplace, [HealthCare.gov](https://www.healthcare.gov) will guide you through the process. Here's the employer information you'll enter when you visit [HealthCare.gov](https://www.healthcare.gov) to find out if you can get a tax credit to lower your monthly premiums.