



Canyons School District Integrated Pest Management (IPM) Plan

Revised May 2022

Policy Statement: Integrated Pest Management

Canyons School District is committed to providing safe, clean, healthy, well-maintained buildings for our students, staff and the public. To this end and in accordance with Utah Admin. Code R392-200-7 (12) See Appendix A, it is the policy of Canyons School District to manage pests in and around schools in a manner that protects human health, maintains the integrity of school buildings and grounds, and preserves the environment.

Canyons School District is committed to the sustainable management of pests through the use of sound Integrated Pest Management (IPM) that focuses on eliminating pest access to food, water, and shelter in and around our schools. This is accomplished through the use of reduced-risk pest control methods with a preference for non-chemical control measures. Sanitation, pest exclusion, and habitat modification are essential to successful long-term pest mitigation. Facilities will be regularly cleaned and repaired in order to prevent pest infestations. All facilities and grounds will be maintained to be free of trash, debris, and clutter. Ornamental plants, turf, and desirable grasses will be managed in a manner that limits animal, plant, and microbial pest attraction.

While pesticides may be used to remediate infestations of pests such as insects and rodents that may be found in the facility and its surrounding grounds, every effort will be made to manage pests using non-chemical methods first, but, when needed, least-toxic pesticides may be used to help bring pests to below threshold levels. We believe that through the education of our District personnel Canyons School District can limit the unnecessary use of chemical pesticides minimizing their impact on people and the environment.

Definition of Integrated Pest Management:

Integrated Pest Management (IPM) is an ecologically based management strategy that provides long-term solutions to pest problems with minimum impact on human health and the environment. IPM is heavily reliant upon monitoring for possible pests, pest prevention through education of faculty and staff, improved sanitation, and mechanical means such as pest-proofing buildings.

Oversight and Management:

Canyons School District will actively manage the pesticide safety and IPM program by establishing a committee whose responsibilities include providing guidance, education, and support on program procedures and processes. Members of the IPM Committee will be appointed by the district and will include: a district-level administrator, the IPM Coordinator, the IPM Trainer/Inspector, an IPM Site Coordinator, a nursing services representative, a nutrition services representative, a facilities administrator, a maintenance department representative, and a grounds department representative. Other members may be appointed to meet the needs of this policy. They will meet semi-annually, or more frequently as required, to address the components of this policy.

An **IPM Coordinator** will be appointed by the District leadership to provide oversight and implementation of the pesticide safety and IPM program. The IPM Coordinator is the key advisor to the District and is responsible for: the development and management of appropriate plans, pest control contract oversight, the conduct of training on pesticide safety and IPM principles and practices to District and school staff, records management, and providing guidance and recommendations on current regulations, procedures, and products used in managing pest populations. The IPM Coordinator will be trained in the principles of Integrated Pest Management and pest control contract oversight, completing a minimum of eight (8) contact hours of training annually on the subject.

The **IPM Trainer** is responsible for district-wide IPM training of faculty, staff, students, parents, vendors, contractors, the IPM Inspector, and IPM Site Coordinators.

The **IPM Inspector** is responsible for semi-annual inspections of all district facilities and is a resource for the IPM Site Coordinator.

The **IPM Site Coordinator** is responsible for the IPM program on the school/facility level, manages the day-to-day activities of the IPM program, and reports to the IPM Coordinator when necessary.

Pesticide Safety and IPM Plan:

The IPM Coordinator will revise the IPM Plan based on IPM records taken and what the IPM Site Coordinators and the IPM Coordinator have learned. The IPM Coordinator will then submit the final draft to the District leadership for review and comment and submission to the Board of Education. The plan will address and detail the components of the District Policy, list approved low hazard/toxicity products and methods by pest and discuss the decision-making process for any pest mitigation effort, including methods for monitoring, reporting pest sightings, action levels for the use of pesticides and a list of all environmentally sensitive areas that may be impacted by the District's pest management activities. Pests will be listed in order of medical or health risk importance to assist in prioritizing pest mitigation efforts based on risk to students, staff, and the community. The IPM Coordinator, in coordination with the designated District nurse, will develop and include appropriate action steps in the program plan for each pest of public health importance deemed a probable risk e.g. head lice, bed bugs, fire ants, etc.

Wherever possible a non-chemical method of eliminating pests will be used first. Those methods may include:

- Education of faculty, staff, students, parents, vendors, contractors, etc.
- Identification and removal or repair of conditions that are conducive to pests.
- Structural repair and sealing.
- Improved sanitation.
- Removal of clutter or harborage.
- Elimination of food sources.
- Exclusionary measures to protect doors, windows, and any other opening to the outside against the entrance of insects, rodents, and other animals. *See Appendix B.*
- A no-action alternative shall also be considered in cases where the pest has no public health or property damage significance e.g., ladybugs, praying mantis, etc.
- If it is determined that more action is required, either the properly trained school-level IPM Site Coordinator may apply a District approved control chemical or the District approved Pest Management Professional (PMP) will be notified.

Pesticide Use:

When reasonable non-chemical approaches do not provide adequate control, products that pose the least risk to people and the environment will be selected, and then only used when and where pests are present or expected to be present, as determined by monitoring and action thresholds and approved by the IPM Coordinator. Pesticide applications will not be made on a routine or regularly scheduled basis. The use of pesticides with acute toxicity categories 1 through 3 (1 being acutely toxic, 5 being least toxic) should be avoided. In documented emergency situations where the presence of a pest immediately threatens the health or safety of students, staff, or members of the public using the facilities, the IPM Coordinator may consider the use of pesticide products that do not fit the above criteria.

Approved Chemical List:

A list of approved chemicals will be maintained at each school/facility by the IPM Site Coordinator and by the district IPM Coordinator and must be readily available for inspection. All Safety Data Sheets (SDS) will be maintained by the IPM Coordinator and copies located in every IPM Site Coordinator's IPM Binder. Updates to the approved list and SDS will be made before the chemical is used in any Canyons School District facility. *See Appendix C.*



Certified Pesticide Applicators:

Only Utah-certified pesticide applicators and Pest Management Professional (PMP) trained in Integrated Pest Management would apply pesticides with acute toxicity categories 1 through 3 on Canyons School District properties.

Under no circumstances should students, teachers, or other non-approved school staff store or use pesticides. Absolutely no outside (unapproved chemicals) should ever be stored or used in Canyons School District. Unapproved faculty and staff that store pesticides can have those products taken from them on-site by the IPM Coordinator, IPM Trainer, IPM Inspector, or IPM Site Coordinator.

The following personnel are the only ones who are authorized to apply any pest control chemical in schools with acute toxicity categories 4 through 5 or with the signal words 'Warning' and 'Danger':

1. IPM Site Coordinator, typically the Assistant Facility Manager. This person may only store and use District approved chemicals in limited (small, localized infestation) circumstances.
2. District IPM Coordinator, IPM Trainer, or the IPM Inspector.
3. The District approved Pest Management Professional (PMP).



Pest Management Professional (PMP):

The IPM Coordinator or IPM Site Coordinator using non-chemical techniques will manage most pest issues. Occasionally, certain pest situations will occur where a Pest Management Professional (PMP) must be contracted to handle the pest issue. Canyons School District will create a contract that will meet the requirements of the District's IPM policy and plan.

Any PMP working with Canyons School District shall:

1. Be made aware of Canyons School District's IPM Plan and program.
2. Will make accommodations in line with the Canyons School District's school IPM Policy and plan.
3. Will **not** apply pesticide without consulting with the IPM Coordinator prior to **any/all** pesticide application.
4. Will **not** make routine, time, or calendar-based pesticide applications.
5. Will avoid the use of broadcast applications in favor of spot treatments, when/where needed.
6. Will set procedures for timely response to pest sightings.
7. Will only apply pesticides that the IPM Coordinator and the PMP have agreed upon in advance and that are listed in the Approved Pesticides List found in the IPM Site Coordinator's IPM Binder.
8. Will provide Safety Data Sheet (SDS) documents to the IPM Site Coordinator and IPM Coordinator of any product the company wants to apply (requires prior approval before application).
9. Will keep detailed records of pesticide use, and will give a copy of those records to the IPM Site Coordinator for their records. *See Appendix E & G.*
10. Will not use any pesticide classified as acutely toxic (category 1) by the EPA without prior approval.
11. Will not use any pesticide unless all ingredients in the product have been evaluated by the EPA and found to include no possible, probable, known, or likely human carcinogens; no reproductive toxicants; no known, probable, or suspected endocrine disruptors; and no nervous system toxicants (either cholinesterase inhibitors or listed as neurotoxins by the Toxics Release Inventory). A pesticide will not be used if the facility does not have information on its ingredients, including inert ingredients.
12. All ingredients in pesticides used by the facility shall have a soil half-life of 30 days or less.
13. Properly applied gel bait or tamper-resistant containerized bait can be an exempted application if it represents the least hazardous treatment option.
14. Will give specific recommendations to correct Pest Conducive Conditions (PCCs).
15. Will facilitate proper posting and notification of all pesticide applications with the IPM Site Coordinator.
16. Will promote the appropriate least-hazardous methods to correct pest problems.
17. All applicators should be properly licensed and supervised by knowledgeable, highly trained personnel.

Notification:

It is the general practice of Canyons School District to provide at least 24-48-hour prior notice of pesticide application via posting in the main office of each location except when pests pose an immediate concern to students, staff, or guests. For emergency applications where an imminent threat to health exists e.g., stinging insects, students, staff, and parents/guardians will be notified within 24 hours after the pesticide application.

Turf/grounds notification of application of pesticides/herbicides will also be posted in the main office as well as through placement of lawn signs on the treated areas. *See Appendix D.*

Posting:

Pesticide application sites will be posted with highly visible signage during and at least 24-48 hours after all pesticide applications. Postings will be labeled with the date of application, pest treated for, the pesticide used, applicator name, certification number of the applicator, phone number of applicator/company, and date/time reentry is authorized if required. For emergency applications where an imminent threat to health exists e.g., stinging insects, postings must be placed as soon as practical, with a preference to no later than the start of the pesticide application. *See Appendix D.*



Exclusion:

Pesticides will not be applied when persons, other than pesticide applicators, are present or are expected to be present. All persons other than the pesticide applicators will be excluded from the treated site for at least eight (8) hours after the completion of any pesticide application, or as prescribed by the pesticide label, whichever is longer.

Exemptions:

This policy does not apply to the following exempted uses of products:

1. The use of insecticide or rodenticide baits in pre-manufactured, tamper-resistant containers such as bait blocks, but must be labeled with all other posting requirements on the exterior of each container. Such containers should be limited to areas inaccessible to children.
2. Insecticide baits in gel or paste form are placed in cracks and crevices inaccessible to children.
3. Germicides, disinfectants, bactericides, sanitizing agents, water purifiers, and chemicals used in normal cleaning activities.

Record Keeping:

Records will be maintained by the IPM Site Coordinator of all monitoring and mitigation efforts, including all in-house and contracted pesticide applications, and copies of the pesticide applicators' certifications for at least three (3) years after the date of the activity. Records documenting the use of all pesticide applications will include the applicator's name, the product name, the product's EPA registration number, quantity used, date and time of application, location, application method, and the targeted pest. These records must be readily available for inspection. The IPM Coordinator will also maintain records of training given to staff, continued education training taken, and exterior agency audits on environmental health, sanitation, and safety as they pertain to pesticide safety and pest mitigation for at least three (3) years from the date given or published and must be readily available for inspection. *See Appendix E, F & G.*

Education & Training:

Canyons School District will train all District personnel about IPM and depending on their responsibility for it and adjust the training for each employee group e.g. the IPM Site Coordinator will receive different training than kitchen staff. Training of personnel is critical to the success of the Canyons School District pesticide safety and IPM program. Staff, students, and the public will be educated about pest problems associated with school settings, the components of IPM, the District Policy, their roles in achieving pest-free schools, and procedures.

The District IPM Trainer under the direction of the IPM Coordinator will provide all training curriculum.

- **Custodians** and IPM Site Coordinators will be tested to demonstrate they have a minimum level of IPM proficiency and receive a minimum of four (4) hours of IPM training annually.
- **Nutrition Services** staff should be trained a minimum of one (1) hour annually on the components of IPM and how their efforts towards sanitation impact pest infestations. This training will include, but is not limited to, the following topics:
 - Food handling and preparation areas are among the most vulnerable areas, and safe food preparation requires a good understanding of IPM.
 - Should understand the importance of good sanitation and proper food storage.
 - Keep all food areas free of crumbs and food residue after use.
 - Inspect the kitchen on a regular basis (interval to be determined by IPM Coordinator).
 - Nutrition staff will submit an icPests Sighting Report at <http://icpests.canyonsdistrict.org> whenever pests are detected in the kitchen and food service areas.
 - Manage specific pest problem(s) as directed by the IPM Site Coordinator.
 - The IPM Coordinator will be responsible for training the kitchen staff in proper sanitation procedures.
 - The IPM Site Coordinator will train the kitchen staff in the pest detection and monitoring program in place in the kitchen.
- **Facilities Maintenance** personnel should be trained a minimum of one (1) hour annually on the components of IPM and how their efforts at sealing the building envelope and repairing water leaks impact pest infestations. This training will include, but is not limited to, the following topics:
 - Responsible for recognizing and correcting conditions that may lead to pest problems, such as water leaks, potential pest entryways, plants too close to buildings, etc.
 - It is essential that all grounds and maintenance staff be adequately trained to recognize and prevent pest problems and follow IPM principles.
 - Should report pest issues to IPM Site Coordinator whenever pests or signs of pest activity are discovered in the school building or are a problem on facility grounds.
 - Manage specific pest issue(s) as directed by the IPM Coordinator.
 - Grounds staff will be trained in accepted horticultural practices grounded in IPM.
- **Teachers and Administrative** staff should be trained a minimum of one (1) hour annually on the components of IPM and how their efforts for clutter removal and general classroom/office sanitation impact pest infestations. This training will include, but is not limited to, the following topics:
 - Be familiar with the signs and symptoms of pesticide poisoning.
 - Should understand the importance of good sanitation and proper food storage.
 - Will not touch, move, or disturb sticky traps or other pest monitoring devices.
 - Be aware of any children or staff with asthma or chemical sensitivities.
 - Serve as a resource for IPM information for school staff, children, and parents.
 - Keep an inventory of students with hypersensitivities to honey bees, etc.
- **Students** should be provided direct and supplemental education/information on the District's IPM program, and how they contribute to the success of the program. This will include, but is not limited to, the following topics:
 - Avoid leaving food or clutter in lockers, classrooms, and common areas, and avoid eating food or drinking soft drinks in areas other than areas designated for food consumption.
 - Will not touch, move, or disturb sticky traps or other pest monitoring devices.
- **All Personnel** should be trained on how to identify and report pest problems and conditions that lead to pest infestations. This training will include, but is not limited to, the following topics:
 - Shall not use pesticides.
 - Will not touch, move, or disturb sticky traps or other pest monitoring devices.



When we all learn to think “pests” as we go about our daily tasks, we will deny pests access to food, water, and shelter, and make our schools unattractive to pests.



Pest Identification:

When a potential pest problem is identified by a school employee, student, or member of the public, via the use of pest monitors, or via icPests Reporting website, it will be up to the IPM Site Coordinator to identify the pest and determine the most effective means of managing the situation. Pest identification will be done with the help of literature, the District approved pest control professional, or through USU Extension Services.

Pest Monitoring Procedures:

Pest monitoring will be accomplished on a regularly scheduled basis in known Pest Vulnerable Areas (PVAs) and additionally on an as-needed basis as possible pest problems are identified. Monitoring will also be accomplished when evidence of pests is observed e.g., droppings, webs, and nests. As needed, rodents will be trapped in a manner that does not allow them to leave the area. Arthropods (insects, spiders) will be trapped in approved capture glue traps to determine population. Areas such as kitchens, vending areas, faculty rooms, locker rooms, custodial areas, etc. will have ongoing monitoring. *See Appendix F.*

Additional pest monitors may be used for different types of pests and in different situations (e.g. sticky monitors, glue traps, mechanical mouse traps, outside rodent bait stations, rodent bait stations with non-toxic bait blocks for monitoring, insect pheromone traps, flying insect traps, light traps and visual inspections).

The number of pest monitors depends on building size, number of PVAs, pest issues, pest type, etc. but generally Elementary Schools are 10 to 20, Middle Schools are 15 to 30, and High Schools are 20 to 40.

Pest Reporting:

Pest reporting on a school level will be accomplished via the complainant notifying either the school level IPM Site Coordinators or through the icPests Reporting website. <http://icpests.canyonsdistrict.org> The IPM Site Coordinator will then determine, based on their training, the best course of action. If the pest sighting is determined to be a localized problem (ants, flies, etc.) the IPM Site Coordinator may determine that a physical or sanitation change is sufficient to solve the problem. If not, a small, one-time application of a District-approved insecticide may be needed. The electronic report on icPests still must be submitted. Emergency pest issues may require a phone call to the District IPM Coordinator's office. In that case, the IPM Coordinator, IPM Trainer or IPM Inspector will then determine the best course of action to manage the problem.

Inspections:

IPM inspection of all pest monitoring stations will be conducted monthly by the IPM Site Coordinator in all Canyons School District Facilities and a detailed IPM inspection of all facilities will be conducted semi-annually by the IPM Inspector, IPM Trainer, or IPM Coordinator. Inspections will include the entire building and grounds, paying particular attention to Pest Vulnerable Areas (PVAs) such as kitchens, cafeterias, kindergarten rooms, art supply rooms, custodial supply rooms, school stores, vending areas, and storage areas. The IPM Inspector, IPM Trainer, and IPM Coordinator will work closely with the IPM Site Coordinator (Assistant Facility Manager) and Administration to correct any issues and with school Kitchen Managers to address any issues in kitchens. Additionally, follow-up inspections will be conducted as needed until all pest issues are stabilized or resolved. *See Appendix H.*

Action Thresholds:

An Action Threshold is a point at which an IPM technician takes action to reduce a pest's numbers. Action Thresholds for Canyons School District are based on five factors: economics, health and safety concerns, aesthetic concerns, public opinion, and legal liability. Action Thresholds can be difficult to determine and sometimes require close monitoring to determine if a threshold has been met.

The five determining factors are:

1. Economics

In high numbers, carpenter bees can seriously damage unfinished wood decking and trim. It can be expensive to protect this wood from carpenter bee attacks by treating and sealing it. But it can be far more expensive to have to replace that wood after carpenter bees have damaged it.

2. Health and Safety Concerns

Action thresholds are set low when health or safety is at stake.

3. Aesthetic Concerns

Aesthetic damage occurs when the appearance of something is degraded. Examples include bird droppings on sidewalks, defoliation or flower damage to landscape plants, and disease spots in lawns.

4. Public Opinion

Certain pests are seen as more disgusting, scarier, or otherwise worse than other pests. Most people are less willing to tolerate a cockroach than a cricket, a mouse than a pigeon. Providing information about pests and beneficial organisms, and the risks and benefits of control can sometimes modify a person's tolerance of a particular pest.

5. Legal Concerns

Pests in commercial and institutional kitchens are regulated under state and county health codes. There is little tolerance for cockroaches, ants, mice, and other pests anywhere food is stored, prepared, or served, so action thresholds are typically low. Safety and building standards, rather than IPM considerations, may determine when action is necessary to control termites, rats, flies, and other pests in schools. During public health emergencies, government agencies may legally mandate control of certain pests, such as raccoons or skunks during rabies outbreaks, or mosquitoes during encephalitis outbreaks.



Canyons School District Action Threshold Examples, Not an Inclusive List.

Ants (common house-infesting)	
Classrooms, offices and other public areas:	5 ants per area
Kitchens, cafeteria and other indoor eating areas:	2 ants per area
Maintenance and storage areas:	5 ants per area or 100 sq. ft.
Outside grounds:	2 field ant mounds per sq. yard

Bats (any variety)	
Indoors:	Any bat sighting indoor requires IPM action
Outdoors:	Any noticeable activity, hanging under eaves or droppings
If bats are noticed flying near school but not roosting they should be monitored to determine numbers and any roosting activity.	

Bees (honey, bumble, carpenter)	
Indoor areas:	1 bee per area
Outside grounds:	No action necessary unless hive is present or threatening
Trashcan / dumpster areas:	1 bee per area

Yellow Jackets / Hornets	
Indoor areas:	1 yellow jacket or hornet per area
Outside grounds:	1 yellow jacket or hornet if individuals are being threatened
Trashcan / dumpster areas:	10 yellow jacket or hornets per 10 minutes
IPM action necessary if nests are present near student activity areas	

Cockroaches

Classrooms, offices and other public areas:	2 cockroaches per area
Kitchens, cafeteria and other indoor eating areas:	1 cockroach per area
Maintenance and storage areas:	5 cockroaches per area
Outside grounds:	No action necessary unless noticeable infestation

If 2-10 cockroaches per room, apply cockroach bait. If 10 or more, track down infestations, review sanitation, trash handling, clutter, etc., open equipment, check inaccessible areas. Vacuum and otherwise clean room and apply baits or other insecticides as necessary.

Crickets

Classrooms, offices and other public areas:	3 crickets per area
Kitchens, cafeteria and other indoor eating areas:	2 crickets per area
Maintenance and storage areas:	10 crickets per area
Outside grounds:	No action unless causing problems

House Flies

Classrooms, offices and other public areas:	3 flies per area
Kitchens, cafeteria and other indoor eating areas:	1 fly per area
Maintenance and storage areas:	5 flies per area
Outside grounds:	No action unless causing problems
Trashcan / dumpster areas:	10 flies per area

Mice

Indoors:	Any mouse sighting or evidence of mice droppings etc.
Outdoors:	Any noticeable burrows or activity in student areas

Pigeons

Roof ledges:	10 per building for three consecutive inspections
Any area:	Nests obstructing gutters or equipment
Sidewalks / entranceways:	Whenever droppings accumulate more than 1"

Rats

Indoors:	Any rat sighting or evidence of rat droppings etc.
Outdoors:	Any active burrows or activity

Silverfish

Library and wherever books, paper, files are stored:	1 per area
Other indoor areas:	2 per area



Spiders

Classrooms, offices and other public areas:	1 spider per area
Kitchens, cafeteria and other indoor eating areas:	1 spider per area
Hallways:	2 spiders per area
Maintenance and storage areas:	3 spiders per area
Outside grounds:	Only if in large numbers or causing problems
IPM action necessary if a black widow is suspected in any area	

Ticks

Outdoor student activity areas:	1 tick, any species
Outdoor wooded and other areas of low student activity: keep grass and weeds trimmed. If any blacklegged ticks found, treat wood edges. For other species, take action if moderate to heavy populations.	

Head Lice Policy:

Pesticide applications to the facility for head lice are ineffective and thus are prohibited by this policy. An informational fact sheet on head lice will be provided for staff, teachers, and parents. Non-chemical control options (combs, etc.) are indicated in the literature.



Bed Bug Policy:

Bed Bugs do not generally survive well in a school environment. If bed bugs are suspected in a school this would trigger IPM action immediately. School staff can dramatically decrease the chance of an infestation by eliminating clutter. The most important action school personnel can take is to eliminate the clutter that provides harborage for bed bugs and makes inspection, monitoring, simple bed bug removal, or any other treatment option difficult. Do not jump to conclusions! Know the difference between an introduction and an infestation. Sighting a few bed bugs does not indicate infestation but rather an introduction. Infestation is defined as having the entire lifecycle pest present from eggs to adults.

Commitments:

This policy covers all indoor and outdoor areas used by students, staff, and the community. Canyons School District recognizes that pest management is best accomplished through partnership and the use of multiple control tactics. Therefore, we are committed to accepting the advice of Pest Management Professionals (PMP) and conducting ongoing maintenance, inspections, monitoring, and remediation in a timely manner.

All Facilities owned by Canyons School District will designate a building IPM Site Coordinator. That person, under the direction of the IPM Coordinator, is responsible for all designated IPM activities in each facility. Questions from parents and staff about IPM and this policy should contact the District IPM Coordinator.

Resources:

Canyons School District IPM website:

<http://www.canyonsdistrict.org/custodialgrounds/integrated-pest-management-ipm>

icPests Reporting website:

<http://icpests.canyonsdistrict.org>

Contact Information:**IPM Coordinator**

Kevin Kelson

9100 South 500 West

Sandy, UT 84070

801-826-5175

Kevin.Kelson@CanyonsDistrict.org

IPM Trainer

Todd Muir

9100 South 500 West

Sandy, UT 84070

801-826-5128

Todd.Muir@CanyonsDistrict.org

IPM Inspector

Brent Markus

9100 South 500 West

Sandy, UT 84070

801-826-5206

Brent.Markus@CanyonsDistrict.org

IPM Inspector

Joe Marriott

9100 South 500 West

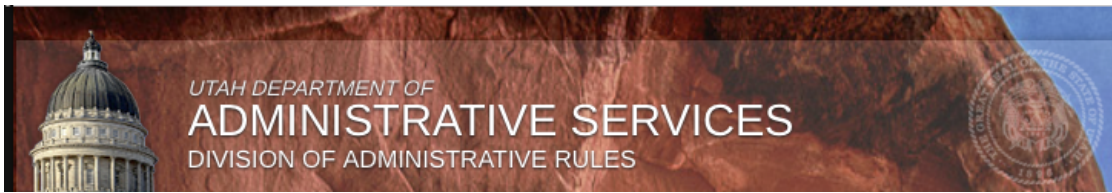
Sandy, UT 84070

801-826-5144

Joseph.Marriott@CanyonsDistrict.org

IPM Site Coordinators

Individual Building Assistant Facility Managers



Utah Administrative Code R392-200 7(12) Pest Management.

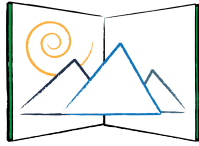
(a) The governing body shall minimize in school buildings or on school grounds the presence of pests that are vectors for disease, carry allergens that are likely to affect individuals with allergies or respiratory problems, or may sting or bite causing mild to serious reactions in some individuals.

(b) The governing body shall adopt integrated pest management (IPM) practices and principles to prevent unacceptable levels of pest activity with the least possible hazard to people, property, and the environment.

(c) The governing body shall have a written integrated pest management plan written by the governing body or provided by the contracted pest management contractor whether IPM is implemented as an internal process or contracted to a pest management professional. The plan shall include sections that cover the following topics: an IPM policy statement; IPM implementation and education; pest identification, monitoring procedures, reporting and control practices; approved pesticides; procedures for pesticide use; a policy for the notification of students, parents, and staff; and applicator requirements. Guidance for an IPM plan can be found in publications of the IPM Institute of North America. The Department or the Local Health Officer may require changes in a school's IPM plan if the plan neglects or causes a threat to the health or safety of the occupants of a school.

(d) The governing body shall use non-chemical management methods whenever possible to provide the desired control. The governing body shall use a full range of control alternatives including: identification and removal or repair of conditions that are conducive to pests; structural repair and sealing; improved sanitation; removal of clutter or harborage; elimination of food sources; exclusionary measures to protect doors, windows and any other opening to the outside against the entrance of insects, rodents, and other animals. A no-action alternative shall also be considered in cases where the pest has no public health or property damage significance.

(e) If the governing body chooses to not use a contracted pest control contractor, school personnel who apply pesticides shall follow the Utah Dept. of Agriculture pesticide regulation R68-7. The applicator shall apply all products according to the pesticide label directions.



CANYONS
School District
"Celebrating the Highest
Standards of Educational Excellence"



INTEGRATED PEST MANAGEMENT DESIGN CONSIDERATIONS FOR SCHOOLS

Developed in consultation with Safer Pest Control Project,
Gregg Smith (Salt Lake City School District) and David L. Shangle B.C.E., Dalsh Consulting

Below are general design and construction guidelines for discouraging a variety of arthropod and vertebrate pests. You can establish more specific guidelines by determining the pests that are typical in your area, and undertake building design with them in mind.

1) Entrance Ways –

- a) Outside doors outfitted with door sweeps that fit snugly against the threshold and are flush with the doorframe on both sides. Sweeps can be either the brush or rubber variety.
- b) Weather-stripping on doorframe along both sides and top of frame.

2) Windows –

- a) Incorporate windows that can accommodate screens.
- b) Screens that are taught, without tears, and sealed tightly around the frame with a gasket.
- c) Use aluminum, 10 mesh or smaller (aluminum can be stretched more tightly).
- d) Weather stripping around window frame for a tight seal.

3) Caulking/Sealing – eliminate holes, cracks, crevices, and gaps:

- a) **Larger Holes** (pipe openings, etc.): stuff steel wool inside, and then fill with mixed cement or quality butyl caulk.
- b) **Smaller Openings:** should be caulked and/or sealed using elastomeric silicone sealant.
 - i) **Throughout Building:** along baseboards, floor and wall joints, window and door moldings, edges of electrical outlet covers, and radiator covers.
 - ii) **Pipes/Wiring:** around all water, electrical pipes, cable and/or other wires coming into a unit.
 - iii) **Kitchen/Bathroom:** around sink edges, where cabinets and countertops meet walls (particularly under the sink), between cupboards and countertops.

4) Landscaping – trees, shrubs, and ornamentals that are:

- a) At least 1' away from the building.
- b) Spaced far enough apart for 1' separation at full growth.
- c) Leaves, branches that have some ground clearance.

5) Outside Air Intakes/Vents – screened with 10 mesh or smaller; fabricated and installed to be easily removed for cleaning. Area to consider:

- a) **Foundation Vents:** many vents are constructed with screens; one should be fabricated for those that are not.

6) Floor Drains – Course mesh screens or floor sink baskets should cover drains or sunken floor drain baskets. Covers or baskets must be removable for cleaning. Install trap guards to keep crawling pests from crawling out.

General Design Tips

Avoid:

- ✓ Nooks and flat ledges
- ✓ Lights above doorways; use reflected light to illuminate doorways
- ✓ Vegetation against the building (this includes grass)
- ✓ Pipes, electrical conduits, or hoses against walls
- ✓ Pipes entering drains that prevent drain maintenance
- ✓ Inaccessible drains under fixed kitchen equipment
- ✓ Equipment legs in inaccessible corners (corner-cleaning must be as easy as possible)

Limit:

- ✓ Alcove areas, which gather debris and serve as pest harborage areas

Use:

- ✓ Sloped or rounded decorative ledges and/or window frames
- ✓ Outdoor lights positioned away from entrances
- ✓ Non-vegetative boarders against buildings (gravel, etc.)
- ✓ Downspouts should be mounted 4-6 inches from building sides using spacers
- ✓ Concrete turf boarders at turf level so grass mowers can mow over them
- ✓ Self-closing trash cans which are elevated off the ground and set in a concrete slab

Build Pests Out so we can keep our kids in!



Integrated Pest Management Approved Chemical List, Monitors/Traps and Safety Data Sheets



Canyons School District Available Products

Victor® Tin Cat® Mouse and Insect Glue Board M309
Catchmaster® PRO SERIES Mouse & Insect Glue Boards #60M
Combat® Source Kill 4 Ant Bait Station
Maxforce® FC Ant Bait Stations
Green Thumb® Roach, Ant & Spider Killer, 15-oz. Aerosol
Green Thumb® Wasp & Hornet Spray, 7.5-oz. Aerosol
Spectracide® Commercial Wasp & Hornet Killer
Electrically non-conductive, dielectric breakdown voltage of 47,100 volts
4-Speed® XT Herbicide
ALOFT® LC G Broad Spectrum Contact and Systemic Insecticide
Gly Star® Plus Glyphosate Herbicide, 2-1/2 Gallons
MEC AMINE-D® Post-Emerge Broadleaf Herbicide for Weed Control in Turfgrasses

Pest Management Professional (PMP) Available Chemicals

Maki® Mini Blocks Rodenticide
Maxforce® Complete Brand Granular Insect Bait
Omni Supreme Spray
Pyrethrum Micro Total Release Insecticide
Suspend® SC Advanced-Generation Pyrethroid
TALSTAR® Professional Insecticide

INTEGRATED PEST MANAGEMENT (IPM)

NOTICE OF PESTICIDE APPLICATION

For further information regarding this notice please contact Canyons School District's
IPM Coordinator's office at 801-826-5114

The following pesticide will be/has been used at this location:

_____ Pesticide Common Name _____ Pesticide Trade Name

**** Pesticide labels and SDS (Safety Data Sheets) are available upon request ****

A pesticide application is scheduled for/was performed on: _____ Date _____ Time

Area(s) of the pesticide application: _____


Reason for the pesticide application: _____

Pesticide application to be/was performed by: _____
Company Name if applicable

_____ License Number _____ Phone Number _____ Applicator's Name

Canyons School District is committed to providing safe, clean and healthy, well-maintained buildings for our students, staff and the public. In accordance with Utah Admin. Code R392-200-7 (12), it is the policy of Canyons School District to manage pests in and around schools in a manner that protects human health, maintains the integrity of school buildings and grounds, and preserves the environment.

Definition of Integrated Pest Management:
An ecologically based management strategy that provides long-term solutions to pest problems with minimum impact on human health and the environment. IPM is heavily reliant upon monitoring for possible pests, pest prevention through education of faculty and staff, improved sanitation and mechanical means such as pest-proofing buildings.





Appendix: E

Integrated Pest Management Pesticide Use Form

This form is to be completed by the IPM Site Coordinator or PMP only



Applicator and Location Information

Applicator Name: _____
First Middle Initial Last

Do you have a Utah pesticide application license? Yes No
Circle One If yes, then: _____
UT Pesticide Application License #

Application Address: _____
Street Address City
Facility Name Location of Application

Application Date & Time: _____
Month Day Year Time

Pesticide Use Information
Total Amount Used (Dilution, or RTU)
Rate of Formulation Applied Per Unit Area
(Undiluted Pesticide Product as Sold by the Manufacturer, or RTU)
OR
Number of Devices Used (Bait Stations, etc.)
Site of Application (e.g., Structural Voids, Cracks and Crevices, Baseboards, etc.) The label must list the application site of use.

Pest Information
Target Pest Type (e.g., Fly, Beetle, Wasp, Ants, Spider)
Specific Pest
(German Cockroach, Carpet Beetle, Hobo Spider, Pavement Ants, etc.)
Life Stage: Egg, Larva/Nymph, Pupa, Adult

Pesticide Label Information
Brand Name / Product Name
Active Ingredients
EPA Pesticide Registrtation Number(s)

Application Notes

Use One Form Per Application



Integrated Pest Management Pest Monitoring Log

This form is to be completed by the
IPM Site Coordinator only



Facility	IPM Site Coordinator	Trap #	Location	Date Placed

Date Checked	Pests Present (ID.)	Action Taken*	Date Checked	Pests Present (ID.)	Action Taken*

- *Actions:**
- | | | |
|---|--|------------------------------|
| 1 - No change, continue to monitor trap | 2 - New pest, increase monitoring | 3 - New pest, handle locally |
| 4 - New pest, icPest Work Order | 5 - New pest, call IPM Inspector/Trainer | 6 - Damaged or missing trap |



Integrated Pest Management Pesticide Application Log



This form is to be completed by the IPM Site Coordinator only

Facility

IPM Site Coordinator

Date & Time of Application	Application Location	Target Pest	Pesticide Used	Amount Used	Notice Posted

Note:

- Pesticides with acute toxicity categories 4 through 5 or with the signal words 'Warning' and 'Danger' should only be applied by the IPM Site Coordinator, IPM Inspector, IPM Trainer, IPM Coordinator or a District approved PMP.
- Notice of Pesticide Application must be posted 24 hours before application and remain posted for 24 hours after application.
- Notice of Pesticide Application's must be stored in this section of the IPM Binder.



Integrated Pest Management Inspection Form

Kitchens / Food Prep Areas



Facility	IPM Site Coordinator	Inspected By	Date

1. Food Handling and Storage Areas

	Yes	No	N/A
1a. Ensured all food is stored in sealed containers no traces of food on outside surfaces.....	<input type="checkbox"/>	<input type="checkbox"/>	<input type="checkbox"/>
1b. Verified there is no long term storage of items in cardboard boxes.....	<input type="checkbox"/>	<input type="checkbox"/>	<input type="checkbox"/>
1c. Ensured disposed of food scraps properly and remove crumbs.....	<input type="checkbox"/>	<input type="checkbox"/>	<input type="checkbox"/>
1d. Verified food storage areas are clean and clutter free.....	<input type="checkbox"/>	<input type="checkbox"/>	<input type="checkbox"/>
1e. Verified all storage is kept off the floor and on open type shelving.....	<input type="checkbox"/>	<input type="checkbox"/>	<input type="checkbox"/>
1f. Ensured all floors are properly swept and wet mopped daily and after spills.....	<input type="checkbox"/>	<input type="checkbox"/>	<input type="checkbox"/>

2. Cooking / Prep Area

	Yes	No	N/A
2a. Checked for odors near cooking, preparation, and eating areas.....	<input type="checkbox"/>	<input type="checkbox"/>	<input type="checkbox"/>
2b. Ensured there are no combustion gas or natural gas odors, leaks, back-drafting, or headaches when gas appliances are used.....	<input type="checkbox"/>	<input type="checkbox"/>	<input type="checkbox"/>
2c. Ensured that exhaust fans are used whenever cooking, washing dishes, and cleaning..	<input type="checkbox"/>	<input type="checkbox"/>	<input type="checkbox"/>
2d. Determined that gas appliances function properly.....	<input type="checkbox"/>	<input type="checkbox"/>	<input type="checkbox"/>
2e. Verified that gas appliances are vented outdoors.....	<input type="checkbox"/>	<input type="checkbox"/>	<input type="checkbox"/>
2f. Ensured all counters are cleaned with soap & water then disinfected (2 steps).....	<input type="checkbox"/>	<input type="checkbox"/>	<input type="checkbox"/>
2g. Verified under sinks and equipment are kept clean and clutter free.....	<input type="checkbox"/>	<input type="checkbox"/>	<input type="checkbox"/>

3. General

	Yes	No	N/A
3a. Verified area is free of unauthorized pesticides.....	<input type="checkbox"/>	<input type="checkbox"/>	<input type="checkbox"/>
3b. Verified pest monitors are present, numbered and dated.....	<input type="checkbox"/>	<input type="checkbox"/>	<input type="checkbox"/>
3c. Checked storage, cooking, preparation, laundry, dish rooms and areas for signs of pests (for example, feces or remains).....	<input type="checkbox"/>	<input type="checkbox"/>	<input type="checkbox"/>
3d. Ensured trash is emptied daily (never left over night).....	<input type="checkbox"/>	<input type="checkbox"/>	<input type="checkbox"/>
3e. Verified that dumpsters are properly located (away from air intake vents, operable windows, and food service doors).....	<input type="checkbox"/>	<input type="checkbox"/>	<input type="checkbox"/>
3f. Verified door sweeps are installed and in good repair.....	<input type="checkbox"/>	<input type="checkbox"/>	<input type="checkbox"/>
3g. Verified all windows have screens and close tight with no gaps.....	<input type="checkbox"/>	<input type="checkbox"/>	<input type="checkbox"/>
3h. Verified the kitchen is free of plumbing and ceiling leaks.....	<input type="checkbox"/>	<input type="checkbox"/>	<input type="checkbox"/>
3i. Verified all floor drains and sinks are clean and P-traps are full.....	<input type="checkbox"/>	<input type="checkbox"/>	<input type="checkbox"/>
3j. Determined there are no signs of microbiological growth in the kitchen, including the upper walls and ceiling (for example, mold, slime, and algae).....	<input type="checkbox"/>	<input type="checkbox"/>	<input type="checkbox"/>
3k. Verified area is free of open holes or other access to the outside.....	<input type="checkbox"/>	<input type="checkbox"/>	<input type="checkbox"/>
3l. Verified any cracks in walls or floors are sealed properly.....	<input type="checkbox"/>	<input type="checkbox"/>	<input type="checkbox"/>
3m. Verified all vents and exhaust hoods are free of grease and/or dust.....	<input type="checkbox"/>	<input type="checkbox"/>	<input type="checkbox"/>
3n. Verified wet mops/dust mops are clean and hung up when not in use (off the floor)....	<input type="checkbox"/>	<input type="checkbox"/>	<input type="checkbox"/>
3o. Ensured that kitchen is cleaned after every use.....	<input type="checkbox"/>	<input type="checkbox"/>	<input type="checkbox"/>
3p. Ensured that food preparation, cooking, and storage practices are sanitary.....	<input type="checkbox"/>	<input type="checkbox"/>	<input type="checkbox"/>



Integrated Pest Management Inspection Form

Classrooms / Faculty Room / Offices



Facility	IPM Site Coordinator	Inspected By	Date

4. Classrooms

	Yes	No	N/A
4a. Verified room is free of unauthorized pesticides.....	<input type="checkbox"/>	<input type="checkbox"/>	<input type="checkbox"/>
4b. Verified any pest monitors present are numbered and dated.....	<input type="checkbox"/>	<input type="checkbox"/>	<input type="checkbox"/>
4c. Verified room is free of excessive clutter.....	<input type="checkbox"/>	<input type="checkbox"/>	<input type="checkbox"/>
4d. Verified storage is free of items stored for long term in cardboard boxes.....	<input type="checkbox"/>	<input type="checkbox"/>	<input type="checkbox"/>
4e. Ensured recycle bins are clean and emptied regularly.....	<input type="checkbox"/>	<input type="checkbox"/>	<input type="checkbox"/>
4f. Verified all food items are stored in sealed plastic containers.....	<input type="checkbox"/>	<input type="checkbox"/>	<input type="checkbox"/>
4g. Verified student desks and cubbies are clean and free of food.....	<input type="checkbox"/>	<input type="checkbox"/>	<input type="checkbox"/>
4h. Verified any animal or bird food is stored in sealed plastic containers.....	<input type="checkbox"/>	<input type="checkbox"/>	<input type="checkbox"/>
4i. Verified animal or bird cages are clean including surrounding areas.....	<input type="checkbox"/>	<input type="checkbox"/>	<input type="checkbox"/>
4j. Verified indoor plants are healthy and free of pests.....	<input type="checkbox"/>	<input type="checkbox"/>	<input type="checkbox"/>
4k. Verified outside windows/doors have screens and close tight with no gaps.....	<input type="checkbox"/>	<input type="checkbox"/>	<input type="checkbox"/>
4l. Ensured trashcans are clean and emptied daily (never left over night).....	<input type="checkbox"/>	<input type="checkbox"/>	<input type="checkbox"/>
4m. Verified area is free of open holes or other access to the outside.....	<input type="checkbox"/>	<input type="checkbox"/>	<input type="checkbox"/>
4n. Verified any cracks in walls or floors are sealed properly.....	<input type="checkbox"/>	<input type="checkbox"/>	<input type="checkbox"/>
4o. Verified area is free of plumbing and ceiling leaks.....	<input type="checkbox"/>	<input type="checkbox"/>	<input type="checkbox"/>
4p. Verified carpet is in good repair, vacuumed and cleaned regularly.....	<input type="checkbox"/>	<input type="checkbox"/>	<input type="checkbox"/>
4q. Verified area is free of cloth couches or chairs.....	<input type="checkbox"/>	<input type="checkbox"/>	<input type="checkbox"/>

5. Faculty Room / Offices

	Yes	No	N/A
5a. Verified room is free of unauthorized pesticides.....	<input type="checkbox"/>	<input type="checkbox"/>	<input type="checkbox"/>
5b. Verified any pest monitors present are numbered and dated.....	<input type="checkbox"/>	<input type="checkbox"/>	<input type="checkbox"/>
5c. Verified room is free of excessive clutter.....	<input type="checkbox"/>	<input type="checkbox"/>	<input type="checkbox"/>
5d. Verified storage is free of items stored for long term in cardboard boxes.....	<input type="checkbox"/>	<input type="checkbox"/>	<input type="checkbox"/>
5e. Verified all food items are stored in sealed plastic containers.....	<input type="checkbox"/>	<input type="checkbox"/>	<input type="checkbox"/>
5f. Verified indoor plants are healthy and free of pests.....	<input type="checkbox"/>	<input type="checkbox"/>	<input type="checkbox"/>
5g. Verified outside windows/doors have screens and close tight with no gaps.....	<input type="checkbox"/>	<input type="checkbox"/>	<input type="checkbox"/>
5h. Ensured trashcans are clean and emptied daily (never left over night).....	<input type="checkbox"/>	<input type="checkbox"/>	<input type="checkbox"/>
5i. Verified area is free of open holes or other access to the outside.....	<input type="checkbox"/>	<input type="checkbox"/>	<input type="checkbox"/>
5j. Verified any cracks in walls or floors are sealed properly.....	<input type="checkbox"/>	<input type="checkbox"/>	<input type="checkbox"/>
5k. Verified area is free of plumbing and ceiling leaks.....	<input type="checkbox"/>	<input type="checkbox"/>	<input type="checkbox"/>
5l. Verified refrigerator gaskets are clean and pest free.....	<input type="checkbox"/>	<input type="checkbox"/>	<input type="checkbox"/>
5m. Ensured that exhaust fans are used whenever cooking, washing dishes, and cleaning..	<input type="checkbox"/>	<input type="checkbox"/>	<input type="checkbox"/>
5n. Verified under sinks and equipment are kept clean and clutter free.....	<input type="checkbox"/>	<input type="checkbox"/>	<input type="checkbox"/>
5o. Verified area is free of plumbing and ceiling leaks.....	<input type="checkbox"/>	<input type="checkbox"/>	<input type="checkbox"/>
5p. Verified vending machines and area are clean.....	<input type="checkbox"/>	<input type="checkbox"/>	<input type="checkbox"/>
5q. Ensured that kitchen is cleaned after every use.....	<input type="checkbox"/>	<input type="checkbox"/>	<input type="checkbox"/>
5r. Verified carpet is in good repair, vacuumed and cleaned regularly.....	<input type="checkbox"/>	<input type="checkbox"/>	<input type="checkbox"/>
5s. Verified area is free of cloth couches or chairs.....	<input type="checkbox"/>	<input type="checkbox"/>	<input type="checkbox"/>



Integrated Pest Management Inspection Form

Grounds / Entranceways / HVAC Areas



Facility	IPM Site Coordinator	Inspected By	Date

6. Grounds

	Yes	No	N/A
6a. Verified any pest monitors present are numbered and dated.....	<input type="checkbox"/>	<input type="checkbox"/>	<input type="checkbox"/>
6b. Verified grounds are free of excessive garbage, weeds, and trash.....	<input type="checkbox"/>	<input type="checkbox"/>	<input type="checkbox"/>
6c. Verified lawns are mowed and trimmed regularly.....	<input type="checkbox"/>	<input type="checkbox"/>	<input type="checkbox"/>
6d. Verified grounds have adequate drainage and free of standing water.....	<input type="checkbox"/>	<input type="checkbox"/>	<input type="checkbox"/>
6e. Verified bushes, shrubs and trees are trimmed and away from building.....	<input type="checkbox"/>	<input type="checkbox"/>	<input type="checkbox"/>
6f. Verified eaves, roofs are free of bird nests, bee hives, wasps nests etc.....	<input type="checkbox"/>	<input type="checkbox"/>	<input type="checkbox"/>
6g. Verified sheds are sealed to the outside to keep pests out.....	<input type="checkbox"/>	<input type="checkbox"/>	<input type="checkbox"/>
6h. Verified that dumpsters are properly located (away from air intake vents, operable windows, and food service doors).....	<input type="checkbox"/>	<input type="checkbox"/>	<input type="checkbox"/>
6i. Verified that dumpsters and surrounding area is properly cleaned and maintained.....	<input type="checkbox"/>	<input type="checkbox"/>	<input type="checkbox"/>
6j. Verified pavement and concrete are free from cracks (properly sealed).....	<input type="checkbox"/>	<input type="checkbox"/>	<input type="checkbox"/>
6k. Verified trashcans have lids and are cleaned regularly.....	<input type="checkbox"/>	<input type="checkbox"/>	<input type="checkbox"/>

7. Entranceways and Vestibules

	Yes	No	N/A
7a. Verified any pest monitors present are numbered and dated.....	<input type="checkbox"/>	<input type="checkbox"/>	<input type="checkbox"/>
7b. Verified doors shut tight, fully close on their own and kept closed when not in use.....	<input type="checkbox"/>	<input type="checkbox"/>	<input type="checkbox"/>
7c. Verified door sweeps and other weather stripping completely cover the door.....	<input type="checkbox"/>	<input type="checkbox"/>	<input type="checkbox"/>
7d. Verified cracks or openings around doors or walls are sealed.....	<input type="checkbox"/>	<input type="checkbox"/>	<input type="checkbox"/>
7e. Verified area is free of open holes or other access to the outside.....	<input type="checkbox"/>	<input type="checkbox"/>	<input type="checkbox"/>
7f. Verified trashcans are cleaned regularly.....	<input type="checkbox"/>	<input type="checkbox"/>	<input type="checkbox"/>
7g. Verified area is free of ceiling leaks.....	<input type="checkbox"/>	<input type="checkbox"/>	<input type="checkbox"/>
7h. Ensured area is properly swept daily and spills are quickly cleaned.....	<input type="checkbox"/>	<input type="checkbox"/>	<input type="checkbox"/>
7i. Verified carpet is in good repair, vacuumed and cleaned regularly.....	<input type="checkbox"/>	<input type="checkbox"/>	<input type="checkbox"/>

8. Boiler Rooms / Fan Rooms / Mechanical Rooms

	Yes	No	N/A
8a. Verified area is free of unauthorized pesticides.....	<input type="checkbox"/>	<input type="checkbox"/>	<input type="checkbox"/>
8b. Verified any pest monitors present are numbered and dated.....	<input type="checkbox"/>	<input type="checkbox"/>	<input type="checkbox"/>
8c. Verified doors shut tight, fully close on their own and kept closed when not in use.....	<input type="checkbox"/>	<input type="checkbox"/>	<input type="checkbox"/>
8d. Verified door sweeps and other weather stripping completely cover the door.....	<input type="checkbox"/>	<input type="checkbox"/>	<input type="checkbox"/>
8e. Verified cracks or openings around doors or walls are sealed.....	<input type="checkbox"/>	<input type="checkbox"/>	<input type="checkbox"/>
8f. Verified area is free of open holes or other access to the outside.....	<input type="checkbox"/>	<input type="checkbox"/>	<input type="checkbox"/>
8g. Verified area is free of standing water.....	<input type="checkbox"/>	<input type="checkbox"/>	<input type="checkbox"/>
8h. Verified area is free of plumbing and ceiling leaks.....	<input type="checkbox"/>	<input type="checkbox"/>	<input type="checkbox"/>
8i. Verified all floor drains and sinks are clean and P-traps are full.....	<input type="checkbox"/>	<input type="checkbox"/>	<input type="checkbox"/>
8j. Verified outside air intakes are properly screened and free of trash.....	<input type="checkbox"/>	<input type="checkbox"/>	<input type="checkbox"/>
8k. Verified area is free of excessive clutter.....	<input type="checkbox"/>	<input type="checkbox"/>	<input type="checkbox"/>
8l. Verified area is regularly cleaned including equipment, floors, walls etc.....	<input type="checkbox"/>	<input type="checkbox"/>	<input type="checkbox"/>



Integrated Pest Management Inspection Form

Restrooms / Locker Rooms / Custodial Areas



Facility	IPM Site Coordinator	Inspected By	Date

9. Restrooms / Locker Rooms

	Yes	No	N/A
9a. Verified area is free of unauthorized pesticides.....	<input type="checkbox"/>	<input type="checkbox"/>	<input type="checkbox"/>
9b. Verified any pest monitors present are numbered and dated.....	<input type="checkbox"/>	<input type="checkbox"/>	<input type="checkbox"/>
9c. Verified doors shut tight, fully close on their own.....	<input type="checkbox"/>	<input type="checkbox"/>	<input type="checkbox"/>
9d. Verified door sweeps and other weather stripping completely cover the door.....	<input type="checkbox"/>	<input type="checkbox"/>	<input type="checkbox"/>
9e. Verified cracks or openings around doors or walls are sealed.....	<input type="checkbox"/>	<input type="checkbox"/>	<input type="checkbox"/>
9f. Verified area is free of open holes or other access to the outside.....	<input type="checkbox"/>	<input type="checkbox"/>	<input type="checkbox"/>
9g. Verified area is free of plumbing and ceiling leaks (including sinks, toilets, showers).....	<input type="checkbox"/>	<input type="checkbox"/>	<input type="checkbox"/>
8h. Verified area is free of standing water.....	<input type="checkbox"/>	<input type="checkbox"/>	<input type="checkbox"/>
9i. Verified all floor drains and sinks are clean and P-traps are full.....	<input type="checkbox"/>	<input type="checkbox"/>	<input type="checkbox"/>
9j. Determined there are no signs of microbiological growth on walls, ceiling, floors (for example, mold, slime, and algae).....	<input type="checkbox"/>	<input type="checkbox"/>	<input type="checkbox"/>
9k. Verified area is free of excessive clutter.....	<input type="checkbox"/>	<input type="checkbox"/>	<input type="checkbox"/>
9l. Ensured trash is emptied daily (never left over night).....	<input type="checkbox"/>	<input type="checkbox"/>	<input type="checkbox"/>
9m. Verified area is regularly cleaned including showers, floors, walls, fixtures etc.....	<input type="checkbox"/>	<input type="checkbox"/>	<input type="checkbox"/>

10. Custodial Closets / Supply Rooms / Receiving Area

	Yes	No	N/A
10a. Verified area is free of unauthorized pesticides.....	<input type="checkbox"/>	<input type="checkbox"/>	<input type="checkbox"/>
10b. Verified any pest monitors present are numbered and dated.....	<input type="checkbox"/>	<input type="checkbox"/>	<input type="checkbox"/>
10c. Verified area is free of any food or beverages	<input type="checkbox"/>	<input type="checkbox"/>	<input type="checkbox"/>
10d. Verified doors shut tight, fully close on their own and kept closed when not in use...	<input type="checkbox"/>	<input type="checkbox"/>	<input type="checkbox"/>
10e. Verified door sweeps and other weather stripping completely cover the door.....	<input type="checkbox"/>	<input type="checkbox"/>	<input type="checkbox"/>
10f. Verified cracks or openings around doors or walls are sealed.....	<input type="checkbox"/>	<input type="checkbox"/>	<input type="checkbox"/>
10g. Verified area is free of open holes or other access to the outside.....	<input type="checkbox"/>	<input type="checkbox"/>	<input type="checkbox"/>
10h. Verified area is free of plumbing and ceiling leaks.....	<input type="checkbox"/>	<input type="checkbox"/>	<input type="checkbox"/>
10i. Ensured that exhaust fans are operating properly.....	<input type="checkbox"/>	<input type="checkbox"/>	<input type="checkbox"/>
10j. Verified all floor drains and sinks are clean and P-traps are full.....	<input type="checkbox"/>	<input type="checkbox"/>	<input type="checkbox"/>
10k. Ensured trash is emptied daily (never left over night).....	<input type="checkbox"/>	<input type="checkbox"/>	<input type="checkbox"/>
10l. Verified area is free of excessive clutter.....	<input type="checkbox"/>	<input type="checkbox"/>	<input type="checkbox"/>
10m. Verified all storage is kept off the floor and on open type shelving.....	<input type="checkbox"/>	<input type="checkbox"/>	<input type="checkbox"/>
10n. Verified wet mops/dust mops are clean and hung up when not in use (off the floor).	<input type="checkbox"/>	<input type="checkbox"/>	<input type="checkbox"/>
10o. Verified that custodial cart/barrel trash is emptied daily, kept clean and sanitary.....	<input type="checkbox"/>	<input type="checkbox"/>	<input type="checkbox"/>
10p. Determined there are no signs of microbiological growth on walls, ceiling, floors (for example, mold, slime, and algae).....	<input type="checkbox"/>	<input type="checkbox"/>	<input type="checkbox"/>
10q. Verified area is free of cloth couches or chairs.....	<input type="checkbox"/>	<input type="checkbox"/>	<input type="checkbox"/>
10r. Verified area is regularly cleaned including equipment, floors, walls, shelving etc.....	<input type="checkbox"/>	<input type="checkbox"/>	<input type="checkbox"/>