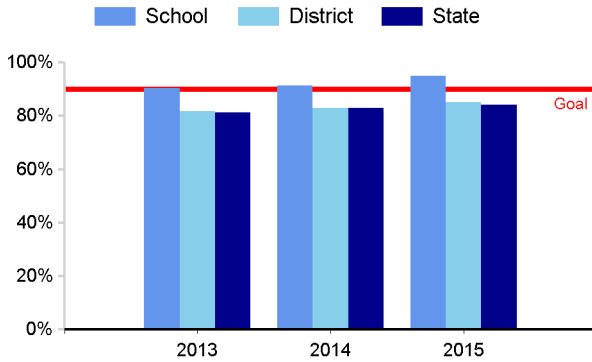


ALTA HIGH

CANYONS DISTRICT

Grades 10-12 School Year 2015-2016

Graduation Rate



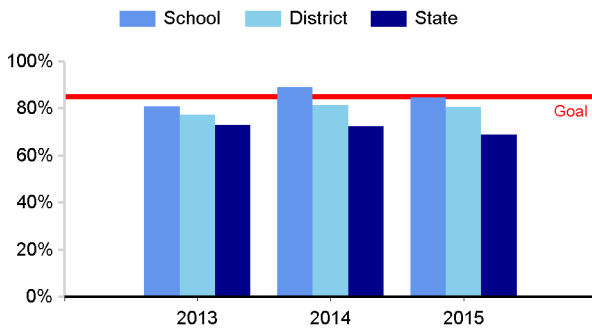
College Credit Earned

Percent of students enrolled in a minimum of 1.0 credit for grades 11 or 12

Concurrent Enrollment	27%
Advanced Placement	58%
CTE Courses	70%
International Baccalaureate	0%

72% of 11th and 12th grade students earned at least three credits in the college and career ready courses above.

ACT Scores



Percentage of students with ACT composite of 18 or higher
Prior to 2014, full participation in the ACT was elective in portions of the state

School Demographics

Enrollment	1318
Race/Ethnic Minority	16%
English Learners	<10%
Low Socio-Economic	16%
Students With Disabilities	<10%
Chronic Absenteeism	16%
Mobility	28%

Academic Performance

Grade Span Tested: 10-12

Percent Proficient

SAGE Language Arts (ELA)	46%
SAGE Math	43%
SAGE Science	52%

Student Group Percent Proficient

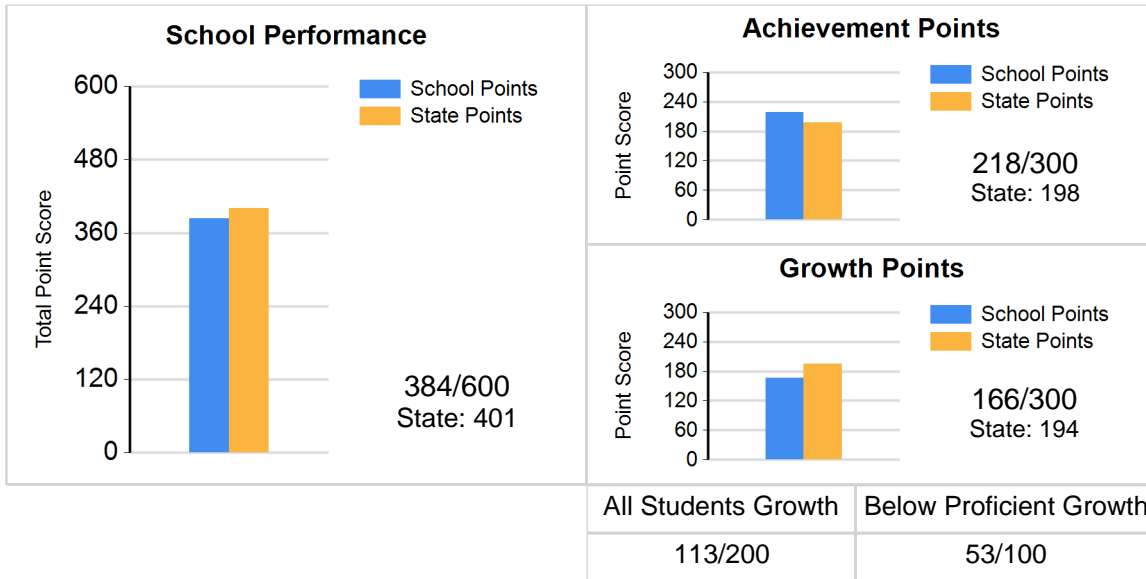
	ELA	Math	Science
Race/Ethnic Minority	37%	35%	32%
English Learners	n<10	n<10	n<10
Low Socio-Economic	32%	23%	40%
Students With Disabilities	<10%	<10%	31%

School Snapshot

High School

Alta High School has received several state and national academic accolades and has rich traditions and history in athletics, arts, and extra-curricular programs. Alta boasts one of the top AP participation rates, ACT, SAT, and SAGE scores.

ALTA HIGH



Participation Rate	
All Students	Below Proficient
95%	94%


College and Career Readiness	
Graduation Rate	Graduation Points
95%	143/150

	All Students Growth			Below Proficient Growth			Proficiency			
	MGP	# of Tests	Points	MGP	# of Tests	Points	Prof Rate	# of Tests	Points	Points Possible
English Language Arts	40.00	1079	88	38.00	429	40	46.69 %	1195	23	50
Math	46.00	980	110	44.50	496	52	47.44 %	1115	24	50
Science	54.00	874	140	53.00	347	68	55.37 %	1053	28	50
	Average		113	Average		53	Sum		75	

* Of the tests that were expected to be taken, 5% were not taken due to parental exclusion. These expected tests were included in participation rates but excluded from proficiency rates.

	All Students MGP			Below Proficient MGP			Proficiency		
	School	LEA	State	School	LEA	State	School	LEA	State
10th Grade Language Arts	45.00	45.00	50.00	52.00	47.00	50.00	47%	48%	46%
11th Grade Language Arts	40.00	42.00	51.00	33.00	41.00	51.00	46%	39%	39%
9th Grade Language Arts	35.00	40.00	50.00	34.00	38.00	50.00	48%	48%	42%
UAA Language							14%	14%	40%
Secondary Math I	46.00	46.00	51.00	40.50	46.00	50.00	52%	52%	43%
Secondary Math II	44.50	47.00	51.00	39.00	48.50	50.00	43%	45%	39%
Secondary Math III	46.00	53.00	50.00	55.00	57.50	50.00	49%	48%	48%
UAA Math							<10%	<10%	11%
Biology	54.00	57.00	51.00	54.00	51.00	51.00	58%	56%	45%
Chemistry	56.00	48.00	50.00	53.00	48.00	50.00	57%	50%	52%
Physics	47.50	48.00	50.00	44.50	53.00	50.00	44%	46%	50%
UAA Science							100%	82%	85%

ALTA HIGH



Chart/graph does not display for groups of less than 10 for proficiency or MGP (n<10) or groups less than 40 for participation (n<40)

ALTA HIGH

		Ethnicity									Gender		Disability Status		Other	
		Whole School	Asian	A/Am/Black	White	Hispanic/Latino	American Indian	Pacific Islander	Multiple Races	Economically Disadvantaged	Female	Male	Students With Disabilities	Students With Disabilities (Accommodated)	English Learner	Migrant
English Language Arts	AS Growth MGP	40.00	56.00		40.00	42.50		23.00	36.50	33.50	40.00	39.00	31.00		36.00	
	BP Growth MGP	38.00			38.00	47.00		31.00	31.00	37.00	42.00	33.00	31.00		42.00	
	% Proficient	47%	65%		48%	33%		21%	48%	29%	51%	43%	<10%		<10%	
10th Grade Language Arts	AS Growth MGP	45.00			43.00	53.00			42.50	47.00	43.00	45.00	27.50			
	BP Growth MGP	52.00			52.50	53.00				60.00	61.00	45.50	27.50			
	% Proficient	47%			50%	31%			33%	31%	49%	46%	<10%			
11th Grade Language Arts	AS Growth MGP	40.00			41.00	38.00			36.50	31.00	40.00	41.00	32.00			
	BP Growth MGP	33.00			32.50	35.50				30.00	32.00	33.00	32.00			
	% Proficient	46%			46%	35%			50%	34%	52%	40%	<10%			
9th Grade Language Arts	AS Growth MGP	35.00			36.00	30.00		26.00	33.00	32.00	39.00	32.00	30.50			
	BP Growth MGP	34.00			37.00	33.50				31.00	42.00	28.50	30.00			
	% Proficient	48%	91%		50%	35%		13%	57%	27%	54%	43%	<10%			
UAA Language	AS Growth MGP															
	BP Growth MGP															
	% Proficient	14%			17%								14%			
Mathematics	AS Growth MGP	46.00	57.00		45.50	39.50		52.00	44.50	37.00	47.00	44.00	30.00		35.00	
	BP Growth MGP	44.50			46.00	34.00		47.50	37.00	34.00	46.00	43.00	30.00		35.00	
	% Proficient	47%	52%	30%	49%	30%		39%	62%	28%	46%	49%	<10%		<10%	
Secondary Math I	AS Growth MGP	46.00			47.00	30.00		49.00	34.00	37.00	51.00	41.00	33.00			
	BP Growth MGP	40.50			44.50	32.00				37.00	46.00	38.00	33.00			
	% Proficient	52%			53%	38%		35%	71%	34%	51%	53%	<10%			
Secondary Math II	AS Growth MGP	44.50			44.00	43.00			47.00	36.00	44.50	44.00	23.00			
	BP Growth MGP	39.00			38.50	31.00				29.00	39.00	36.00	23.00			
	% Proficient	43%			44%	30%			55%	21%	40%	45%	<10%			
Secondary Math III	AS Growth MGP	46.00			46.00	46.00			54.00	36.50	46.00	46.00				
	BP Growth MGP	55.00			53.00	41.00				45.00	58.00	51.50				
	% Proficient	49%			51%	20%			58%	31%	46%	52%				
UAA Math	AS Growth MGP															
	BP Growth MGP															
	% Proficient	<10%														
Science	AS Growth MGP	54.00	57.00		53.00	51.00		65.00	65.00	46.00	52.00	56.00	46.50			
	BP Growth MGP	53.00			51.00	49.00		68.00	71.00	45.00	51.00	54.00	43.00			
	% Proficient	55%	66%		58%	32%		26%	54%	39%	49%	61%	31%		<10%	
Biology	AS Growth MGP	54.00			52.50	53.50		65.00	71.00	52.00	54.00	53.50	48.00			
	BP Growth MGP	54.00			52.00	48.00				49.00	58.00	48.00	41.00			
	% Proficient	58%	83%		60%	38%		33%	69%	35%	52%	63%	15%			
Chemistry	AS Growth MGP	56.00			56.50	46.50			70.00	44.00	55.00	59.00				
	BP Growth MGP	53.00			56.00	46.50				41.00	49.00	57.00				
	% Proficient	57%	55%		59%	37%			54%	43%	51%	62%				
Physics	AS Growth MGP	47.50			48.00					51.00	39.50	57.00				
	BP Growth MGP	44.50			42.00					56.00	40.50	56.50				
	% Proficient	44%			51%	<10%				30%	36%	51%				
UAA Science	AS Growth MGP															
	BP Growth MGP															
	% Proficient	100%			100%								100%			