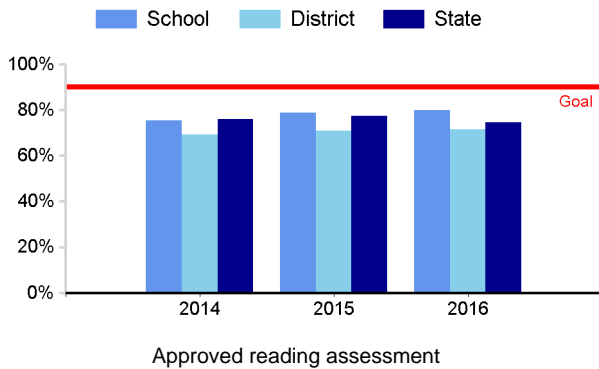


OAK HOLLOW SCHOOL

CANYONS DISTRICT

Grades 1-5 School Year 2015-2016

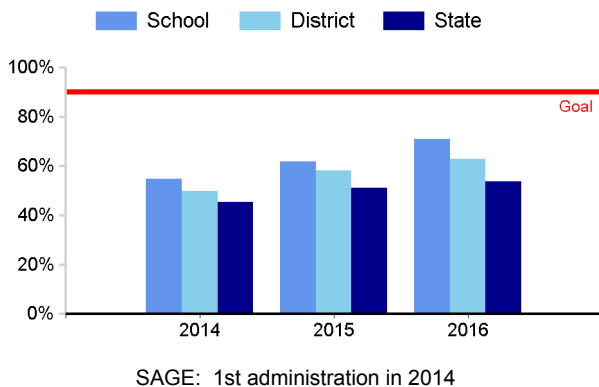
3rd Grade Reading Proficiency



Kindergarten Readiness

The Kindergarten readiness indicator is currently not available

3rd Grade Math Proficiency



School Demographics

Enrollment	730
Race/Ethnic Minority	19%
English Learners	<10%
Low Socio-Economic	11%
Students With Disabilities	<10%
Chronic Absenteeism	13%
Mobility	13%

Academic Performance

Grade Span Tested: 3-5

Percent Proficient

SAGE Language Arts (ELA)	62%
SAGE Math	66%
SAGE Science	68%

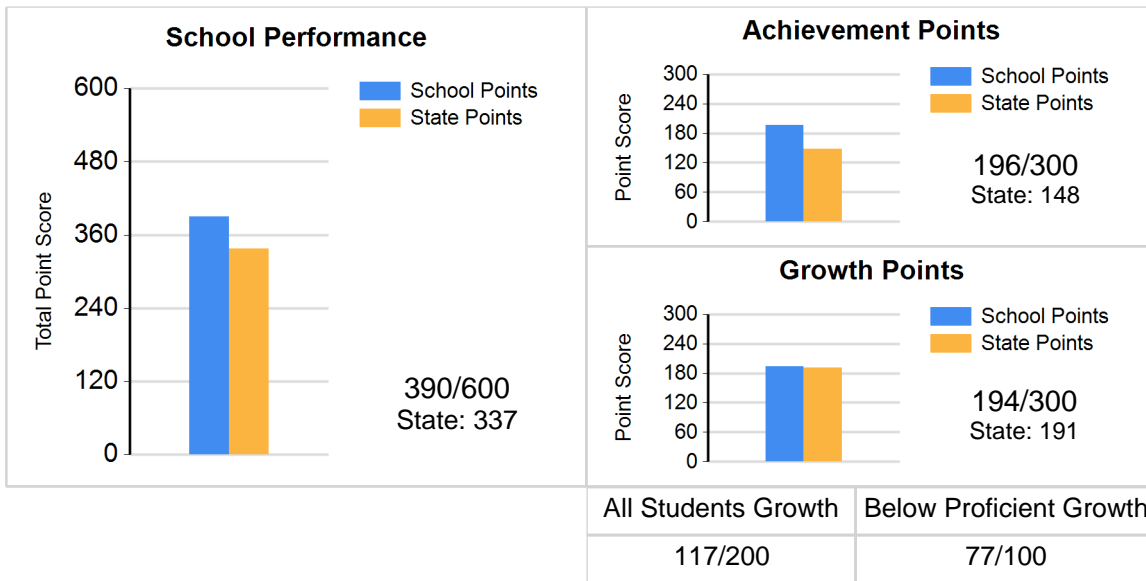
Student Group Percent Proficient

	ELA	Math	Science
Race/Ethnic Minority	69%	63%	60%
English Learners	n<10	n<10	n<10
Low Socio-Economic	56%	44%	50%
Students With Disabilities	24%	29%	31%

School Snapshot Elementary School

Oak Hollow is a beautiful elementary school located in Draper, Utah. It is home to a French dual immersion program and has a comprehensive PBIS system in place to teach expectations and reward great behavior.

OAK HOLLOW SCHOOL



Participation Rate	
All Students	Below Proficient
96%	96%

College and Career Readiness	
Graduation Rate	Graduation Points
n/a	n/a

	All Students Growth			Below Proficient Growth			Proficiency			
	MGP	# of Tests	Points	MGP	# of Tests	Points	Prof Rate	# of Tests	Points	Points Possible
English Language Arts	53.50	238	138	57.00	91	76	62.32 %	353	62	100
Math	52.50	238	134	59.50	82	80	66.29 %	353	66	100
Science	37.50	112	78	56.00	31	74	68.18 %	242	68	100
	Average		117	Average		77	Sum		196	

* Of the tests that were expected to be taken, 3% were not taken due to parental exclusion. These expected tests were included in participation rates but excluded from proficiency rates.

	All Students MGP			Below Proficient MGP			Proficiency		
	School	LEA	State	School	LEA	State	School	LEA	State
3rd Grade Language Arts							63%	61%	48%
4th Grade Language Arts	55.00	57.00	50.00	59.00	57.00	50.50	57%	56%	43%
5th Grade Language Arts	52.50	54.00	50.00	55.00	53.00	50.00	68%	61%	48%
3rd Grade Math							71%	63%	54%
4th Grade Math	52.00	52.00	50.00	61.00	52.50	50.00	63%	61%	53%
5th Grade Math	53.50	48.00	50.00	56.00	45.00	50.00	65%	58%	51%
4th Grade Science							63%	59%	48%
5th Grade Science	37.50	53.00	50.00	56.00	51.00	50.00	74%	61%	52%

OAK HOLLOW SCHOOL

		Whole School	Ethnicity							Gender		Disability Status		Other		
			Asian	A/Am/Black	White	Hispanic/Latino	American Indian	Pacific Islander	Multiple Races	Economically Disadvantaged	Female	Male	Students With Disabilities	Students With Disabilities (Accommodated)	English Learner	Migrant
English Language Arts	AS Growth MGP	53.50			53.00	56.50			60.50	54.00	53.00	55.00	50.00			
	BP Growth MGP	57.00			59.00					53.00	57.00	55.00	53.50			
	% Proficient	62%		30%	61%	76%			83%	56%	66%	58%	24%			
3rd Grade Language Arts	AS Growth MGP															
	BP Growth MGP															
	% Proficient	63%			60%	75%				67%	69%	56%				
4th Grade Language Arts	AS Growth MGP	55.00			55.50	59.50				34.00	53.00	55.00				
	BP Growth MGP	59.00			61.00						59.00	59.00				
	% Proficient	57%			56%	82%				45%	52%	63%				
5th Grade Language Arts	AS Growth MGP	52.50			50.00	56.50				55.00	52.00	53.00				
	BP Growth MGP	55.00			55.00						57.00	55.00				
	% Proficient	68%			67%	70%				55%	79%	54%				
Mathematics	AS Growth MGP	52.50			52.00	55.00			50.50	53.50	51.00	53.00	60.00			
	BP Growth MGP	59.50			61.00					46.00	61.00	57.00	62.50			
	% Proficient	66%		30%	67%	73%			67%	44%	63%	70%	29%			
3rd Grade Math	AS Growth MGP															
	BP Growth MGP															
	% Proficient	71%			70%	83%				67%	71%	71%				
4th Grade Math	AS Growth MGP	52.00			52.50	48.50				67.00	48.00	53.00				
	BP Growth MGP	61.00			66.50						61.00	67.00				
	% Proficient	63%			65%	73%				36%	55%	73%				
5th Grade Math	AS Growth MGP	53.50			51.00	59.50				38.00	54.00	53.00				
	BP Growth MGP	56.00			51.50						67.00	49.00				
	% Proficient	65%			67%	60%				27%	64%	67%				
Science	AS Growth MGP	37.50			35.00					25.00	45.00	32.00				
	BP Growth MGP	56.00			49.00						57.50	48.00				
	% Proficient	68%			70%	80%			54%	50%	64%	73%	31%			
4th Grade Science	AS Growth MGP															
	BP Growth MGP															
	% Proficient	63%			65%	82%				55%	57%	71%				
5th Grade Science	AS Growth MGP	37.50			35.00					25.00	45.00	32.00				
	BP Growth MGP	56.00			49.00						57.50	48.00				
	% Proficient	74%			75%					45%	73%	75%				