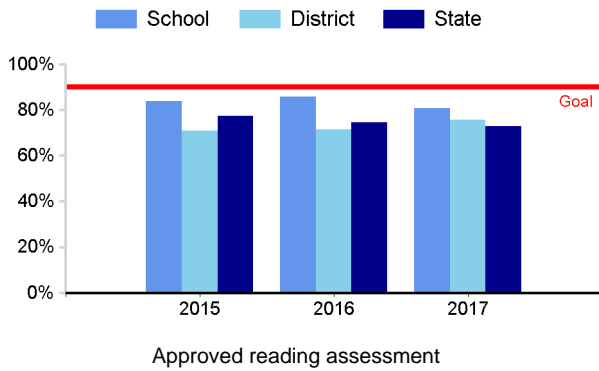


**BROOKWOOD SCHOOL**

CANYONS DISTRICT

Grades 1-5 School Year 2016-2017

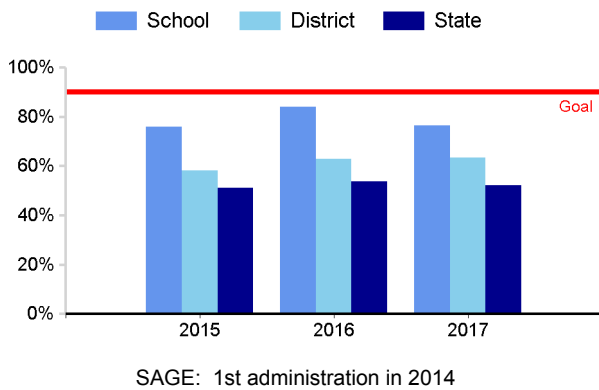
**3rd Grade Reading Proficiency**



**Kindergarten Readiness**

The Kindergarten readiness indicator is currently not available

**3rd Grade Math Proficiency**



**School Demographics**

|                            |      |
|----------------------------|------|
| Enrollment                 | 447  |
| Race/Ethnic Minority       | 11%  |
| English Learners           | n<10 |
| Low Socio-Economic         | 14%  |
| Students With Disabilities | <10% |
| Chronic Absenteeism        | <10% |
| Mobility                   | 10%  |

**Academic Performance**

Grade Span Tested: **3-5**

**Percent Proficient**

|                          |     |
|--------------------------|-----|
| SAGE Language Arts (ELA) | 71% |
| SAGE Math                | 77% |
| SAGE Science             | 68% |

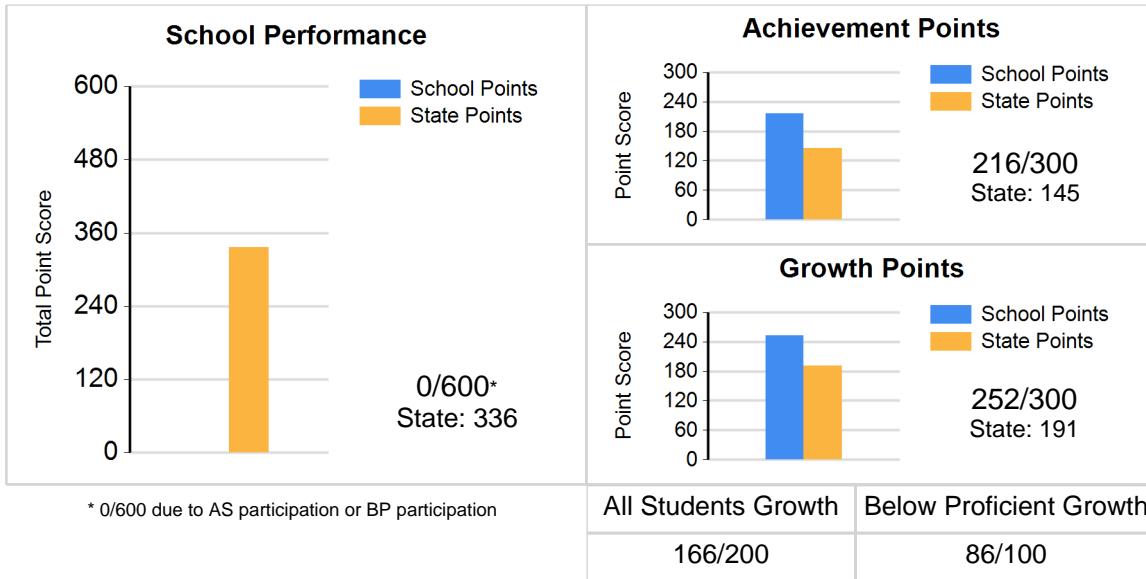
**Student Group Percent Proficient**

|                            | ELA  | Math | Science |
|----------------------------|------|------|---------|
| Race/Ethnic Minority       | 43%  | 43%  | 44%     |
| English Learners           | n<10 | n<10 | n<10    |
| Low Socio-Economic         | 42%  | 45%  | 41%     |
| Students With Disabilities | 24%  | 47%  | 50%     |

**School Snapshot** Elementary School

Brookwood is an elementary school where students, parents, teachers, staff, and principal work together to create a positive and challenging learning environment. Our ultimate goal is student success.

# BROOKWOOD SCHOOL



| Participation Rate |     |
|--------------------|-----|
| All Students       | 92% |
| Below Proficient   | 94% |

| College and Career Readiness |     |
|------------------------------|-----|
| Graduation Rate              | n/a |
| Graduation Points            | n/a |

|                       | All Students Growth |            |        | Below Proficient Growth |            |        | Proficiency |            |        |                 |
|-----------------------|---------------------|------------|--------|-------------------------|------------|--------|-------------|------------|--------|-----------------|
|                       | MGP                 | # of Tests | Points | MGP                     | # of Tests | Points | Prof Rate   | # of Tests | Points | Points Possible |
| English Language Arts | 65.00               | 131        | 181    | 68.00                   | 50         | 96     | 71.21 %     | 198        | 71     | 100             |
| Math                  | 56.00               | 129        | 148    | 59.00                   | 25         | 79     | 77.16 %     | 197        | 77     | 100             |
| Science               | 62.00               | 66         | 170    | 60.50                   | 22         | 82     | 67.91 %     | 134        | 68     | 100             |
|                       | Average             |            | 166    | Average                 |            | 86     | Sum         |            | 216    |                 |

\* Of the tests that were expected to be taken, 8% were not taken due to parental exclusion. These expected tests were included in participation rates but excluded from proficiency rates.

|                         | All Students MGP |       |       | Below Proficient MGP |       |       | Proficiency |     |       |
|-------------------------|------------------|-------|-------|----------------------|-------|-------|-------------|-----|-------|
|                         | School           | LEA   | State | School               | LEA   | State | School      | LEA | State |
| 3rd Grade Language Arts |                  |       |       |                      |       |       | 72%         | 63% | 50%   |
| 4th Grade Language Arts | 72.50            | 54.00 | 50.00 | 76.00                | 53.00 | 50.00 | 72%         | 55% | 43%   |
| 5th Grade Language Arts | 55.00            | 54.00 | 50.00 | 55.00                | 54.00 | 50.00 | 70%         | 60% | 47%   |
| 3rd Grade Math          |                  |       |       |                      |       |       | 77%         | 64% | 53%   |
| 4th Grade Math          | 57.50            | 57.00 | 50.00 | 68.00                | 54.00 | 51.00 | 82%         | 65% | 53%   |
| 5th Grade Math          | 48.00            | 59.00 | 50.00 | 57.00                | 54.00 | 50.00 | 73%         | 61% | 50%   |
| 4th Grade Science       |                  |       |       |                      |       |       | 60%         | 58% | 48%   |
| 5th Grade Science       | 62.00            | 55.00 | 50.00 | 60.50                | 54.00 | 50.00 | 76%         | 61% | 51%   |

# BROOKWOOD SCHOOL

|                         |               | Whole School | Ethnicity |            |       |                 |                 |                  |                | Economically Disadvantaged | Gender |       | Disability Status          |   | Other           |         |
|-------------------------|---------------|--------------|-----------|------------|-------|-----------------|-----------------|------------------|----------------|----------------------------|--------|-------|----------------------------|---|-----------------|---------|
|                         |               |              | Asian     | AFAm/Black | White | Hispanic/Latino | American Indian | Pacific Islander | Multiple Races |                            | Female | Male  | Students With Disabilities | Students With Disabilities (Accommodated) | English Learner | Migrant |
| English Language Arts   | AS Growth MGP | 65.00        |           |            | 64.00 |                 |                 |                  |                | 65.50                      | 63.50  | 67.00 | 39.50                      |   |                 |         |
|                         | BP Growth MGP | 68.00        |           |            | 71.50 |                 |                 |                  |                | 63.50                      | 66.50  | 69.50 |                            |   |                 |         |
|                         | % Proficient  | 71%          |           |            | 75%   | 42%             |                 |                  | 50%            | 42%                        | 71%    | 72%   | 24%                        |   |                 |         |
| 3rd Grade Language Arts | AS Growth MGP |              |           |            |       |                 |                 |                  |                |                            |        |       |                            |   |                 |         |
|                         | BP Growth MGP |              |           |            |       |                 |                 |                  |                |                            |        |       |                            |   |                 |         |
|                         | % Proficient  | 72%          |           |            | 75%   |                 |                 |                  |                |                            | 79%    | 67%   |                            |   |                 |         |
| 4th Grade Language Arts | AS Growth MGP | 72.50        |           |            | 73.50 |                 |                 |                  |                |                            | 66.00  | 74.00 |                            |   |                 |         |
|                         | BP Growth MGP | 76.00        |           |            | 87.00 |                 |                 |                  |                |                            |        | 76.00 |                            |   |                 |         |
|                         | % Proficient  | 72%          |           |            | 78%   |                 |                 |                  |                |                            | 69%    | 74%   |                            |   |                 |         |
| 5th Grade Language Arts | AS Growth MGP | 55.00        |           |            | 52.50 |                 |                 |                  |                | 53.50                      | 57.00  | 51.00 |                            |   |                 |         |
|                         | BP Growth MGP | 55.00        |           |            | 51.00 |                 |                 |                  |                | 45.00                      | 64.00  | 45.00 |                            |   |                 |         |
|                         | % Proficient  | 70%          |           |            | 72%   |                 |                 |                  |                | 43%                        | 65%    | 74%   |                            |   |                 |         |
| Mathematics             | AS Growth MGP | 56.00        |           |            | 59.00 |                 |                 |                  |                | 55.00                      | 51.50  | 63.00 | 39.00                      |   |                 |         |
|                         | BP Growth MGP | 59.00        |           |            | 69.00 |                 |                 |                  |                | 38.50                      | 44.00  | 69.50 |                            |   |                 |         |
|                         | % Proficient  | 77%          |           |            | 82%   | 42%             |                 |                  | 50%            | 45%                        | 76%    | 78%   | 47%                        |   |                 |         |
| 3rd Grade Math          | AS Growth MGP |              |           |            |       |                 |                 |                  |                |                            |        |       |                            |   |                 |         |
|                         | BP Growth MGP |              |           |            |       |                 |                 |                  |                |                            |        |       |                            |   |                 |         |
|                         | % Proficient  | 77%          |           |            | 80%   |                 |                 |                  |                |                            | 86%    | 69%   |                            |   |                 |         |
| 4th Grade Math          | AS Growth MGP | 57.50        |           |            | 65.50 |                 |                 |                  |                |                            | 52.00  | 69.00 |                            |   |                 |         |
|                         | BP Growth MGP | 68.00        |           |            |       |                 |                 |                  |                |                            |        |       |                            |   |                 |         |
|                         | % Proficient  | 82%          |           |            | 86%   |                 |                 |                  |                |                            | 85%    | 80%   |                            |   |                 |         |
| 5th Grade Math          | AS Growth MGP | 48.00        |           |            | 51.50 |                 |                 |                  |                | 50.50                      | 48.00  | 60.50 |                            |   |                 |         |
|                         | BP Growth MGP | 57.00        |           |            |       |                 |                 |                  |                |                            | 49.50  |       |                            |   |                 |         |
|                         | % Proficient  | 73%          |           |            | 79%   |                 |                 |                  |                | 43%                        | 61%    | 83%   |                            |   |                 |         |
| Science                 | AS Growth MGP | 62.00        |           |            | 62.00 |                 |                 |                  |                | 48.50                      | 68.00  | 60.00 |                            |   |                 |         |
|                         | BP Growth MGP | 60.50        |           |            | 60.50 |                 |                 |                  |                |                            | 65.00  |       |                            |   |                 |         |
|                         | % Proficient  | 68%          |           |            | 72%   |                 |                 |                  |                | 41%                        | 61%    | 73%   | 50%                        |   |                 |         |
| 4th Grade Science       | AS Growth MGP |              |           |            |       |                 |                 |                  |                |                            |        |       |                            |   |                 |         |
|                         | BP Growth MGP |              |           |            |       |                 |                 |                  |                |                            |        |       |                            |   |                 |         |
|                         | % Proficient  | 60%          |           |            | 66%   |                 |                 |                  |                |                            | 58%    | 61%   |                            |   |                 |         |
| 5th Grade Science       | AS Growth MGP | 62.00        |           |            | 62.00 |                 |                 |                  |                | 48.50                      | 68.00  | 60.00 |                            |   |                 |         |
|                         | BP Growth MGP | 60.50        |           |            | 60.50 |                 |                 |                  |                |                            | 65.00  |       |                            |   |                 |         |
|                         | % Proficient  | 76%          |           |            | 78%   |                 |                 |                  |                | 57%                        | 65%    | 86%   |                            |   |                 |         |